

SP REFRACTORIES PRIVATE LIMITED

CIN: U51909MH2007PTC167114

Registered Address: M-10, M-11/1 & M-11/2, MIDC Industrial Area, Hingna Road,
Nagpur Maharashtra-440016 India

Email Id: sprefractory@gmail.com

Contact No.: 0710-4235388

NOTICE

Notice is hereby given that the Annual General Meeting of the members of **SP REFRACTORIES PRIVATE LIMITED** (CIN: U51909MH2007PTC167114) will be held on Friday, 05th November, 2021 at 11:00 A.M. at the registered office of company situated at M-10, M-11/1 & M-11/2, MIDC Industrial Area, Hingna Road, Nagpur Maharashtra-440016 India to consider the following business:

ORDINARY BUSINESS:

1. To receive, consider and adopt the Audited Balance Sheet for the year ended 31st March, 2021, the Profit and Loss account for the year ended as on the said date, cash flow statement, Auditors' Report and the Directors' Report thereon.

FOR AND ON BEHALF OF THE BOARD OF DIRECTORS

Date: 10th October, 2021

Place: Nagpur



DIRECTOR

DIN: 01586321

Name: Shweta Prabodh kale

Address: Plot No. 227, Pushpak Ram
Nagar University Campus Nagpur,
Maharashtra 440033

SP REFRACTORIES PRIVATE LIMITED

CIN: U51909MH2007PTC167114

Registered Address: M-10, M-11/1 & M-11/2, MIDC Industrial Area, Hingna Road,
Nagpur Maharashtra-440016 India

Email Id: sprefractory@gmail.com

Contact No.: 0710-4235388

NOTES:

1. A member entitled to attend and vote is entitled to appoint a proxy to attend and vote instead of himself and the proxy need not be a member of the Company.
2. Proxy forms in order to be effective must be received by the Company not less than 48 hours before the meeting.
3. A person can act as proxy on behalf of members not exceeding (50) and holding in the aggregate not more than ten percent of the total share capital of the Company. In case a proxy is proposed to be appointed by a Member holding more than 10% of the total share capital of the Company carrying voting rights, then such proxy shall not act as a proxy for any other person or shareholder.
4. A Proxy form is sent herewith. Proxies submitted on behalf of the companies, societies, etc., must be supported by an appropriate resolution authority, as applicable.
5. Corporate Members are requested to send a duly certified copy of the Board Resolution/Power of Attorney/Letter of Representation authorizing its representative to attend and vote on their behalf at the Annual General Meeting.

SP REFRACTORIES PRIVATE LIMITED

CIN: U51909MH2007PTC167114

Registered Address: M-10, M-11/1 & M-11/2, MIDC Industrial Area, Hingna Road,
Nagpur Maharashtra-440016 India

Email Id: sprefractory@gmail.com

Contact No.: 0710-4235388

ANNUAL REPORT

2020-2021

REGISTERED OFFICE

**M-10, M-11/1 & M-11/2, MIDC INDUSTRIAL AREA, HINGNA ROAD,
NAGPUR MAHARASHTRA-440016 INDIA**

BOARD OF DIRECTORS

- | | |
|-------------------------------|-----------|
| 1. MRS. SHWETA PRABODH KALE | -DIRECTOR |
| 2. MRS. NAMITA PRABODH KALE | -DIRECTOR |
| 3. MRS. PRAJAKTA PRABODH KALE | -DIRECTOR |

AUDITORS

**M/S. SANJAY CHINDALIYA & CO.
CHARTERED ACCOUNTANTS
FO-25, AMAR JYOTI COMPLEX, LOKMAT
CHOWKNEAR HITAVADA OFFICE,
WARDHA ROADNAGPUR440012**

SP REFRACTORIES PRIVATE LIMITED

CIN: U51909MH2007PTC167114

Registered Address: M-10, M-11/1 & M-11/2, MIDC Industrial Area, Hingna Road,
Nagpur Maharashtra-440016 India

Email Id: sprefractory@gmail.com

Contact No.: 0710-4235388

BOARD'S REPORT

To

The Members of

SP REFRACTORIES PRIVATE LIMITED

Your Directors have pleasure in presenting their Annual Report and the Company's Audited Financial Statements for the financial year ended on 31st March, 2021.

I. FINANCIAL RESULTS OF THE COMPANY:

The Company's financial performance for the year ended 31st March 2021 is summarized below:

(Amount in Rs.)

Particulars	Year Ended 31.03.2021	Year Ended 31.03.2020
Revenue From Operation	25,69,54,385.00	20,96,56,359.00
Other Income	2,93,604.73	3,02,540.17
Total Income (Revenue)	26,72,47,989.73	20,99,58,899.17
Profit Before Interest and Depreciation	1,48,99,822.39	1,22,08,592.62
Less:- Finance Cost	20,75,522.98	44,37,989.78
Less:- Depreciation	17,32,940.00	19,03,493.00
Profit Before Exceptional Item and Tax	1,10,91,359.41	58,67,109.84
Exceptional Item	0.00	0.00
Profit Before Tax	1,10,91,359.41	58,67,109.84
Less:- Provision for Tax		
Current Tax	30,85,617.00	15,99,275.00
Prior Period Tax	0.00	0.00
Deferred Tax Assets	(1,65,420.00)	(69,297.00)
Net Profit After Tax	81,71,162.41	43,37,131.84
Proposed Dividend on Equity Shares	0.00	0.00
Tax on proposed Dividend	0.00	0.00
Transfer to General Reserve	81,71,162.41	43,37,131.84
Surplus carried to Balance Sheet	81,71,162.41	43,37,131.84
Earnings per equity share		
Basic	5.47	8.72
Diluted	5.47	8.72

SP REFRACTORIES PRIVATE LIMITED

CIN: U51909MH2007PTC167114

Registered Address: M-10, M-11/1 & M-11/2, MIDC Industrial Area, Hingna Road,
Nagpur Maharashtra-440016 India

Email Id: sprefractory@gmail.com

Contact No.: 0710-4235388

2. STATE OF COMPANY'S AFFAIRS, RESULT OF OPERATION AND FUTURE OUTLOOK.

During the year under review your Company's Gross Revenue is Rs. 26,72,47,989.73 (Previous Year: Rs. 20,99,58,899.17) Gross profit before interest expenses, depreciation and tax amounted to Rs. 1,48,99,822.39 (Previous Year: Rs. 1,22,08,592.62) The Net Profit of Company after tax stood at Rs. 81,71,162.41 (Previous Year: Rs. 43,37,131.84).

3. CHANGE IN NATURE OF BUSINESS, IF ANY

There is no change in the nature of the business of the Company during current financial year.

4. CONSOLIDATED FINANCIAL STATEMENT:

The company does not have any subsidiary, joint venture or associate Company. Hence it is not required to prepare any Consolidated Financial Statement.

5. DIVIDEND

In view of the prevailing business scenario, there is need to conserve funds for the Company. The Board of Directors, therefore, does not recommend any Dividend for the financial year ended 31st March, 2021.

6. TRANSFER TO RESERVES IN TERMS OF SECTION 134 (3) (J) OF THE COMPANIES ACT, 2013

The company has transferred Rs. 81,71,162.41 (Rupees Eighty One Lakhs Seventy One Thousand One Hundred and Sixty Two Only) to the General Reserves during the current financial year.

7. MATERIAL CHANGES BETWEEN THE DATE OF THE BOARD REPORT AND END OF FINANCIAL YEAR:

There is no material change and commitment affecting the financial position of the Company which has occurred between the end of the financial year of the Company to which the financial statements relate and the date of the report.

SP REFRACTORIES PRIVATE LIMITED

CIN: U51909MH2007PTC167114

Registered Address: M-10, M-11/1 & M-11/2, MIDC Industrial Area, Hingna Road,
Nagpur Maharashtra-440016 India

Email Id: sprefractory@gmail.com

Contact No.: 0710-4235388

8. INFORMATION ABOUT SUBSIDIARY/ JOINT VENTURE / ASSOCIATE COMPANY.

The company does not have any subsidiary, joint venture or associate Company.

9. DETAILS OF COMPANIES WHICH HAVE BECOME OR CEASED TO BE ITS SUBSIDIARIES, JOINT VENTURES OR ASSOCIATE COMPANIES DURING THE YEAR ALONG WITH REASONS THEREFORE:

The company does not have any subsidiary, joint venture or associate company.

10. TRANSFER OF UNCLAIMED DIVIDEND TO INVESTOR EDUCATION AND PROTECTION FUND

The provisions of Section 125(2) of the Companies Act, 2013 do not apply as there was no dividend declared and paid during the year.

11. MEETINGS OF THE BOARD OF DIRECTORS

NUMBER OF MEETING OF THE BOARD:

During the financial year ended 31st March 2021, your Directors held **six** meetings. The dates of Board Meetings are:-

Sr. No.	Date of meeting	Total No. of Directors on the Date of Meeting	No. of Directors attended	% of Attendance
1	15/06/2020	3	3	100%
2	26/08/2020	3	3	100%
3	10/10/2020	3	3	100%
4	15/12/2020	3	3	100%
5	11/02/2021	3	3	100%
6	31/03/2021	3	3	100%

SP REFRACTORIES PRIVATE LIMITED

CIN: U51909MH2007PTC167114

Registered Address: M-10, M-11/1 & M-11/2, MIDC Industrial Area, Hingna Road,
Nagpur Maharashtra-440016 India

Email Id: sprefractory@gmail.com

Contact No.: 0710-4235388

12. AUDITOR'S REPORT

There are no qualifications or observation or adverse remarks in the Auditors' Report which require any clarification/ explanation. Moreover Notes on financial statements are self-explanatory and needs no further explanation. Hence Board of Director are not required to give any comment under section 134 (3) (f) of Companies Act, 2013.

13. STATUTORY AUDITOR:

M/s. Sanjay Chindalya & Co. Chartered Accountants (FRN. 114779W), Nagpur have been appointed as Statutory Auditors for a period of 5 years in the Annual General Meeting held on 30th September 2019 for a term of five consecutive years. As per the provision of section 139 of the Companies Act, 2013 and shall hold their office till the conclusion of Annual General Meeting of the Company relevant to the financial year 2023-24.

The report given by the auditors on financial statements of the Company is a part of annual report. There has been no qualification reservation or adverse remark or disclaimer given by the auditors in their report

The notes to the accounts referred to in the auditors reports are self-explanatory and therefore do not call for any further comments.

14. SHARE CAPITAL

A) Authorized capital

The authorized capital of the Company is Rs. 1,85,00,000/- divided into 1850000 shares of Rs. 10/- each

B) Issued Capital

The issued capital of the Company is Rs. 1,49,19,000/- divided into 1491900 shares of Rs. 10/- each.

C) Paid up Capital

The paid up capital of Company is Rs. 1,49,19,000/- divided into 1491900 shares of Rs. 10/- each.

SP REFRACTORIES PRIVATE LIMITED

CIN: U51909MH2007PTC167114

Registered Address: M-10, M-11/1 & M-11/2, MIDC Industrial Area, Hingna Road,
Nagpur Maharashtra-440016 India

Email Id: sprefractory@gmail.com

Contact No.: 0710-4235388

15. AUDIT COMMITTEE: - {Section 177 (8)}

The provisions of section 177 (8) relating to Audit Committee of the Companies Act, 2013 is not applicable.

16. SECRETARIAL AUDIT:

The provisions of Section 204 relating to Secretarial Audit are not applicable to the Company.

17. DETAILS OF DIRECTORS OR KEY MANAGERIAL PERSONNEL DURING THE FINANCIAL YEAR ENDED 31.03.2021.

There is a no change in the composition of Board of Directors during the financial year. The present Directors of Company as on 31st March, 2021 are as follows:

Sr. No	Name	Designation	DIN
1.	Mrs. Shweta Prabodh Kale	Executive Director	01586321
2.	Mrs. Prajakta Prabodh Kale	Executive Director	01586299
3.	Mrs. Namita Prabodh Kale	Executive Director	01586375

18. REMUNERATION OF DIRECTORS AND KEY MANAGERIAL PERSONNEL AND THEIR SHAREHOLDING:

Name	Mrs. Namita Probodh Kale	Mrs. Prajakta Probodh Kale	Mrs. Shweta Probodh Kale
Basic & D.A	18,00,000	12,00,000	12,00,000
Special Allowance	-	-	-
H.R.A	-	-	-
Transportation	-	-	-
Washing Allowance	-	-	-
Commission	-	-	-
LTA	-	-	-
Medical	-	-	-

SP REFRACTORIES PRIVATE LIMITED

CIN: U51909MH2007PTC167114

Registered Address: M-10, M-11/1 & M-11/2, MIDC Industrial Area, Hingna Road,
Nagpur Maharashtra-440016 India

Email Id: sprefractory@gmail.com

Contact No.: 0710-4235388

19. THE RATIO OF THE REMUNERATION OF EACH DIRECTOR TO THE MEDIAN EMPLOYEE'S REMUNERATION :{ SECTION 197(12)}

The Company, being a Private Limited Company, the provisions of section 197(12) of the Companies Act, 2013 are not applicable.

20. DISCLOSURES PURSUANT TO SECTION 197 (14) OF THE COMPANIES ACT, 2013*

No Managing Director or Whole-Time Director of the Company was in receipt of any remuneration or commission from the Company's Holding or Subsidiary companies during the financial year.

21. DISCLOSURE UNDER SCHEDULE V (PART II) (SECTION II) (B) (IV) (IV) OF COMPANIES ACT 2013:

The company being a private limited company/, Disclosure under schedule V (part II) (section II) (B) (iv) (IV) of Companies Act 2013, is not required.

22. LOANS, GUARANTEES AND INVESTMENTS:-

During the year under review the Company has not given Long term loan and advances and not made Investment.

23. DEPOSITS:

The Company has not invited / accepted any deposits from the public during the year ended 31st March, 2021. There were no unclaimed or unpaid deposits as on March 31, 2021.

24. CONSERVATION OF ENERGY, TECHNOLOGY ABSORPTION AND FOREIGN EXCHANGE EARNINGS AND OUTGO:

The information on conservation of energy, technology absorption and foreign exchange earnings and outgo stipulated under Section 134 (3) (m) of the Companies Act, 2013 read with Rule, 8 of The Companies (Accounts) Rules, 2014, is annexed herewith as "ANNEXURE I".

SP REFRACTORIES PRIVATE LIMITED

CIN: U51909MH2007PTC167114

Registered Address: M-10, M-11/1 & M-11/2, MIDC Industrial Area, Hingna Road,
Nagpur Maharashtra-440016 India

Email Id: sprefractory@gmail.com

Contact No.: 0710-4235388

25. DISCLOSURE UNDER SEXUAL HARRASSMENT OF WOMEN AT WORK PLACE (PREVENTION, PROHIBITION & REDRESSAL) ACT, 2013:

The Company has zero tolerance for sexual harassment at workplace. It has adopted the policy on prevention, prohibition and redressal of sexual harassment at workplace in line with the provision of sexual harassment of woman at workplace (prevention, prohibition and redressal) Act, 2013 and the rules thereunder for prevention and redressal of complaints of sexual harassment at work place.

26. CORPORATE SOCIAL RESPONSIBILITY:

The Company is not required to constitute a Corporate Social Responsibility Committee as it does not fall within purview of Section 135 (1) of the Companies Act, 2013 and hence it is not required to formulate the policy on corporate social responsibility.

27. DIRECTORS' RESPONSIBILITY STATEMENT:

Pursuant to the requirement under section 134 (3) (c) of the Companies Act, 2013 with respect to Directors' Responsibility Statement, it is hereby confirmed that:

- a) in the preparation of the annual accounts for the financial year ended 31st March, 2021, the applicable accounting standards read with requirement set out under Schedule III of the Companies Act, 2013 had been followed and there is no material departure from the same;
- b) The directors had selected such accounting policies and applied them consistently and made judgments and estimates that are reasonable and prudent so as to give a true and fair view of the state of affairs of the company as at the end of the financial year March 31, 2021 and of the profit of the company for that period;
- c) The directors had taken proper and sufficient care for the maintenance of adequate accounting records in accordance with the provisions of this Act for safeguarding the assets of the company and for preventing and detecting fraud and other irregularities;
- d) The directors had prepared the annual accounts on a going concern basis; and

SP REFRACTORIES PRIVATE LIMITED

CIN: U51909MH2007PTC167114

Registered Address: M-10, M-11/1 & M-11/2, MIDC Industrial Area, Hingna Road,
Nagpur Maharashtra-440016 India

Email Id: sprefractory@gmail.com

Contact No.: 0710-4235388

- e) The directors had devised proper systems to ensure compliance with the provisions of all applicable laws and that such systems were adequate and operating effectively.

28. DECLARATION BY INDEPENDENT DIRECTORS:

The Company was not required to appoint Independent Directors under Section 149(4) and Rule 4 of the Companies (Appointment and Qualification of Directors) Rules, 2014 hence no declaration has been obtained.

29. DETAILED REASON OR REPORT ON REVISION OF FINANCIAL STATEMENTS:

There is no revision of financial statement during the financial year. Hence, it is not applicable to the company.

30. COMPANY'S POLICY ON DIRECTORS' APPOINTMENT AND REMUNERATION INCLUDING CRITERIA FOR DETERMINING QUALIFICATIONS, POSITIVE ATTRIBUTES, INDEPENDENCE OF A DIRECTOR AND OTHER MATTERS PROVIDED UNDER SUB-SECTION (3) OF SECTION 178:

The Company, being a Private Limited Company was not required to constitute a Nomination and Remuneration Committee under Section 178 (1) of the Companies Act, 2013 and Rule 6 of the Companies (Meetings of Board and its Powers) Rules, 2014 and Stakeholders Relationship Committee under Section 178 (5) of the Companies Act, 2013.

31. SIGNIFICANT AND MATERIAL ORDERS PASSED BY THE REGULATORS OR COURTS OR TRIBUNALS IMPACTING THE GOING CONCERN STATUS AND COMPANY'S OPERATIONS IN FUTURE:

During the year under review there has been no such significant and material orders passed by the regulators or courts or tribunals impacting the going concern status and company's operations in future.

SP REFRACTORIES PRIVATE LIMITED

CIN: U51909MH2007PTC167114

Registered Address: M-10, M-11/1 & M-11/2, MIDC Industrial Area, Hingna Road,
Nagpur Maharashtra-440016 India

Email Id: sprefractory@gmail.com

Contact No.: 0710-4235388

32. PARTICULARS OF EMPLOYEE:

None of the employee has received remuneration exceeding the limit as stated in rule 5(2) of the Companies (Appointment and Remuneration of Managerial Personnel) Rules, 2014

33. SHARES:

a. BUY BACK OF SECURITIES

The Company has not bought back any of its securities during the year under review.

b. SWEAT EQUITY

The Company has not issued any Sweat Equity Shares during the year under review.

c. BONUS SHARES

The Company has issued 994600 (Nine Lakh Ninety Four Thousand Six Hundred) equity shares of Rs. 10/- as bonus shares to the existing shareholders of the Company in proportion of 2 New Fully paid Equity Shares for every 1 existing Equity Share on 15th March, 2021

d. EMPLOYEES STOCK OPTION PLAN

The Company has not provided any Stock Option Scheme to the employees.

34. FORMAL ANNUAL EVALUATION:

The Company, being a Private Limited Company is not required to provide a statement in the Board Report on formal annual evaluation of the performance of Board, committees and individual Directors.

35. RELATED PARTY TRANSACTIONS:

The particulars of every contract or arrangements entered into by the Company with related parties referred to in sub-section (1) of section 188 of the Companies Act, 2013 are disclosed in Form No. AOC -2 as **Annexure-II**

SP REFRACTORIES PRIVATE LIMITED

CIN: U51909MH2007PTC167114

Registered Address: M-10, M-11/1 & M-11/2, MIDC Industrial Area, Hingna Road,
Nagpur Maharashtra-440016 India

Email Id: sprefractory@gmail.com

Contact No.: 0710-4235388

37. INTERNAL FINANCIAL CONTROL SYSTEMS AND THEIR ADEQUACY:

The Board submits that there is adequacy of internal financial controls with reference to the financial statements.

38. RISK MANAGEMENT:

Your Board has adopted a well-defined process for managing its risks on an ongoing basis and for conducting the business in a risk conscious manner. The Company has a structured and comprehensive Risk Management Frame work under which the risks are identified, assessed, trace, monitored and reported as a part of normal business practice. The Risk Management System is fully aligned with the corporate and operational objectives. There is no element of risk which in the opinion of the Board may threaten the existence of the Company.

39. MAINTENANCE OF COST RECORDS:

Maintenance of cost records as specified by the Central Government under sub-section (1) of section 148 of the Companies Act, 2013, is not required by the Company and accordingly such accounts and records have not been made and maintained by the Company.

40. VIGIL MECHANISM/WHISTLE BLOWER POLICY

In order to ensure that the activities of the Company and its employees are conducted in a fair and transparent manner by adoption of highest standard of professionalism, honesty, integrity and ethical behavior, the Company has adopted a vigil mechanism policy. The mechanism of whistle blower policy is in place.

SP REFRACTORIES PRIVATE LIMITED

CIN: U51909MH2007PTC167114

Registered Address: M-10, M-11/1 & M-11/2, MIDC Industrial Area, Hingna Road,
Nagpur Maharashtra-440016 India

Email Id: sprefractory@gmail.com

Contact No.: 0710-4235388

41. ACKNOWLEDGEMENT:

Your Directors wish to express their grateful appreciation to the continued co-operation received from the Banks, Government Authorities, Customers, Vendors and Shareholders during the year under review and look forward to their continued co-operation in the years to come.

Your Directors also wish to place on record their deep sense of appreciation for the committed service of the Executives, staff and Workers of the Company.

FOR AND ON BEHALF OF THE BOARD OF DIRECTORS



Ms. Namita Prabodh Kale

DIRECTOR

DIN 01586375

NAME Namita Prabodh Kale

ADD: Plot No. 227, Pushpak
Ram Nagar University
Campus Nagpur,
Maharashtra-440033



S. Prkale

DIRECTOR

DIN 01586321

NAME Shweta Prabodh
Kale

ADD: Plot No. 227,
Pushpak Ram
Nagar University
Campus Nagpur,
Maharashtra-44003
3

DATE: 10.10.2021

PLACE: Nagpur

SP REFRACTORIES PRIVATE LIMITED

CIN: U51909MH2007PTC167114

Registered Address: M-10, M-11/1 & M-11/2, MIDC Industrial Area, Hingna Road,
Nagpur Maharashtra-440016 India

Email Id: sprefractory@gmail.com

Contact No.: 0710-4235388

Annexure-I

CONSERVATION OF ENERGY, TECHNOLOGY OBSORPTION, FOREIGN EXCHANGE EARNINGS AND OUTGO

(A) Conservation of energy-

(i) the steps taken or impact on conservation of energy;

The Company is committed to conserve energy and making the best use of this scarce resource.

(ii) the steps taken by the company for utilising alternate sources of energy

No alternate source of energy was used during the financial year under review.

(iii) the capital investment on energy conservation equipments

No specific investment made during the financial year on energy conservation equipment.

(B) Technology absorption-

(i) the efforts made towards technology absorption;

The technology used for the existing project is fully indigenus. The works departments of the Company are always in pursuit of finding ways and means to improve the performance, quality and cost effectiveness of its products. The consistent efforts are made for the updation of technology being used by the Company as a continuous exercise.

(ii) the benefits derived like product improvement, cost reduction, product development or import substitution;

Continuous value engineering activities is currently being undertaken for improving profitability.

SP REFRACTORIES PRIVATE LIMITED

CIN: U51909MH2007PTC167114

Registered Address: M-10, M-11/1 & M-11/2, MIDC Industrial Area, Hingna Road,
Nagpur Maharashtra-440016 India

Email Id: spreactory@gmail.com

Contact No.: 0710-4235388

(iii) in case of imported technology (imported during the last three years reckoned from the beginning of the financial year)-

- (a) the details of technology imported;
- (b) the year of import;
- (c) whether the technology been fully absorbed;
- (d) if not fully absorbed, areas where absorption has not taken place, and the reasons thereof; and

NIL

(iv) the expenditure incurred on Research and Development: Nil

(C) Foreign exchange earnings and Outgo: NIL

FOR AND ON BEHALF OF THE BOARD OF DIRECTORS



Mrs. Namita P. Kale

DIRECTOR

DIN 01586375

NAME Namita Prabodh Kale

ADD: Plot No. 227, Pushpak
Ram Nagar University
Campus Nagpur,
Maharashtra440033



SPKale

DIRECTOR

DIN 01586321

NAME Shweta Prabodh
Kale

ADD: Plot No. 227,
Pushpak Ram
Nagar University
Campus Nagpur,
Maharashtra44003
3

DATE: 10.10.2021

PLACE: Nagpur

SP REFRACTORIES PRIVATE LIMITED

CIN: U51909MH2007PTC167114

Registered Address: M-10, M-11/1 & M-11/2, MIDC Industrial Area, Hingna Road,
Nagpur Maharashtra-440016 India

Email Id: sprefractory@gmail.com

Contact No.: 0710-4235388

Annexure II

Form No. AOC-2

(Pursuant to clause (h) of sub-section (3) of section 134 of the Act and Rule 8(2) of the Companies (Accounts) Rules, 2014)

Form for disclosure of particulars of contracts/arrangements entered into by the company with related parties referred to in sub-section (1) of section 188 of the Companies Act, 2013 including certain arm's length transactions under third proviso thereto

1. Details of contracts or arrangements or transactions not at arm's length basis: **Not Applicable.**

Sr. No.	Particulars	Details
a)	Name (s) of the related party & nature of relationship	N.A.
b)	Nature of contracts/arrangements/transaction	N.A.
c)	Duration of the contracts/arrangements/transaction	N.A.
d)	Salient terms of the contracts or arrangements or transaction including the value, if any	N.A.
e)	Justification for entering into such contracts or arrangements or transactions'	N.A.
f)	Date of approval by the Board	N.A.
g)	Amount paid as advances, if any	N.A.
h)	Date on which the special resolution was passed in General meeting as required under first proviso to section 188	N.A.

SP REFRACTORIES PRIVATE LIMITED

CIN: U51909MH2007PTC167114

Registered Address: M-10, M-11/1 & M-11/2, MIDC Industrial Area, Hingna Road,
Nagpur Maharashtra-440016 India

Email Id: sprefractory@gmail.com

Contact No.: 0710-4235388

2. Details of material contracts or arrangement or transactions at arm's length basis:

Name (s) of the related party and nature of relationship	Nature of contracts/arrangements/transactions	Duration of the contracts / arrangements / transactions	Salient terms of the contracts or arrangements or transactions including the value, if any	Date(s) of approval by the Board, if any	Amount paid as advances, if any
Mrs. Namita Prabodh Kale	Unsecured Loan	Ongoing	N.A.	Ongoing	Nil
Mrs. Prajakta Prabodh Kale	Unsecured Loan	Ongoing	N.A.	Ongoing	Nil
Mrs. Shweta Prabodh Kale	Unsecured Loan	Ongoing	N.A.	Ongoing	Nil
Mrs. Namita Prabodh Kale	Remuneration	Ongoing	N.A.	Ongoing	Nil
Mrs. Prajakta Prabodh Kale	Remuneration	Ongoing	N.A.	Ongoing	Nil
Mrs. Shweta Prabodh Kale	Remuneration	Ongoing	N.A.	Ongoing	Nil

FOR AND ON BEHALF OF THE BOARD OF DIRECTORS

DATE: 10.10.2021

PLACE: Nagpur



DIRECTOR

DIN 01586375

NAME Namita Prabodh Kale

ADD: Plot No. 227, Pushpak
Ram Nagar University
Campus Nagpur,
Maharashtra-440033



DIRECTOR

DIN 01586321

NAME Shweta Prabodh
Kale

ADD: Plot No. 227,
Pushpak Ram
Nagar University
Campus Nagpur,
Maharashtra-44003
3

CA Sanjay Chindaliya
FCA
Cell : 9373100057

CA Akshay Chindaliya
ACA
Cell : 9021358658



Sanjay Chindaliya & Co.

CHARTERED ACCOUNTANTS

Block No. FO-23,24,27,28
Amar Jyoti Complex, Lokmat Chowk,
Near Hitvada, Wardha Road,
Nagpur - 440 012 (M.S.) INDIA
Tel. Off. : 0712-2955115
Cell : 9372340602
E-mail : schindaliyaco@gmail.com

INDEPENDENT AUDITOR'S REPORT

To

The Members of S.P.Refractories Private Limited

Report on the audit of the financial statements:-

Opinion:-

We have audited the accompanying financial statements of S.P.Refractories Private Limited, which comprise the balance sheet as at March 31, 2021, and the Statement of Profit and Loss and notes to the financial statements, including a summary of significant accounting policies and other explanatory information. In our opinion and to the best of our information and according to the explanations given to us, the aforesaid financial statements give the information required by the Companies Act 2013 in the manner so required and give a true and fair view in conformity with the accounting principles generally accepted in India, of the state of affairs of the Company as at March 31, 2021, its profit (or Loss) for the year ended on that date.


Basis for opinion:-

We conducted our audit in accordance with the standards on auditing specified under section 143 (10) of the Companies Act, 2013. Our responsibilities under those Standards are further described in the auditor's responsibilities for the audit of the financial statements section of our report. We are independent of the Company in accordance with the code of ethics issued by the Institute of Chartered Accountants of India together with the ethical requirements that are relevant to our audit of the financial statements under the provisions of the Act and the rules thereunder, and we have fulfilled our other ethical responsibilities in accordance with these requirements and the code of ethics. We believe that the audit evidence we have obtained is sufficient and appropriate to provide a basis for our opinion.

Going Concern:-

There are no such conditions exist, that may create a doubt on the company's ability to continue as a going concern

S.P. Chindaliya



Key audit matters:-

Key audit matters are those matters that, in our professional judgment, were of most significance in our audit of the financial statements of the current period. These matters were addressed in the context of our audit of the financial statements as a whole, and in forming our opinion thereon, and we do not provide a separate opinion on these matters. Reporting of key audit matters as per SA 701, there are no such matters that in the auditor's professional Judgment, were of most significance in the audit of Financial Statements of current period


Information other than the financial statements and auditors' report thereon:-

The Company's board of directors is responsible for the preparation of the other information. The other information comprises the information included in the Board's Report including Annexures to Board's Report, Business Responsibility Report but does not include the financial statements and our auditor's report thereon. Our opinion on the financial statements does not cover the other information and we do not express any form of assurance conclusion thereon. In connection with our audit of the financial statements, our responsibility is to read the other information and, in doing so, consider whether the other information is materially inconsistent with the standalone financial statements or our knowledge obtained during the course of our audit or otherwise appears to be materially misstated. Based on the work we have performed, we conclude that there is no material misstatement of this other information, we are required to report that fact. We have nothing to report in this regard.

Management's responsibility for the financial statements:-

The Company's board of directors are responsible for the matters stated in section 134 (5) of the Act with respect to the preparation of these financial statements that give a true and fair view of the financial position, financial performance and cash flows of the Company in accordance with the accounting principles generally accepted in India, including the accounting standards specified under section 133 of the Act. This responsibility also includes maintenance of adequate accounting records in accordance with the provisions of the Act for safeguarding of the assets of the Company and for preventing and detecting frauds and other irregularities; selection and application of appropriate accounting policies; making judgments and estimates that are reasonable and prudent; and design, implementation and maintenance of adequate internal financial controls, that were operating effectively for ensuring the accuracy and completeness of the accounting records, relevant to the preparation and presentation of the financial statement that give a true and fair view and are free from material misstatement, whether due to fraud or error. In preparing the financial statements, management is responsible for assessing the Company's ability to continue as a going

SPKale



concern, disclosing, as applicable, matters related to going concern and using the going concern basis of accounting unless management either intends to liquidate the Company or to cease operations, or has no realistic alternative but to do so. The board of directors are also responsible for overseeing the Company's financial reporting process.

Auditor's responsibilities for the audit of the financial statements:-

Our objectives are to obtain reasonable assurance about whether the financial statements as a whole are free from material misstatement, whether due to fraud or error, and to issue an auditor's report that includes our opinion. Reasonable assurance is a high level of assurance, but is not a guarantee that an audit conducted in accordance with SAs will always detect a material misstatement when it exists. Misstatements can arise from fraud or error and are considered material if, individually or in the aggregate, they could reasonably be expected to influence the economic decisions of users taken on the basis of these financial statements. As part of an audit in accordance with SAs, we exercise professional judgment and maintain professional skepticism throughout the audit.

We also:

- Identify and assess the risks of material misstatement of the financial statements, whether due to fraud or error, design and perform audit procedures responsive to those risks, and obtain audit evidence that is sufficient and appropriate to provide a basis for our opinion. The risk of not detecting a material misstatement resulting from fraud is higher than for one resulting from error, as fraud may involve collusion, forgery, intentional omissions, misrepresentations, or the override of internal control.
- Obtain an understanding of internal control relevant to the audit in order to design audit procedures that are appropriate in the circumstances. Under section 143(3)(i) of the Companies Act, 2013, we are also responsible for expressing our opinion on whether the company has adequate internal financial controls system in place and the operating effectiveness of such controls.
- Evaluate the appropriateness of accounting policies used and the reasonableness of accounting estimates and related disclosures made by management.
- Conclude on the appropriateness of management's use of the going concern basis of accounting and, based on the audit evidence obtained, whether a material uncertainty exists related to events or conditions that may cast significant doubt on the Company's ability to continue as a going concern. If we conclude that a material uncertainty exists, we are required to draw attention in our auditor's report to the related disclosures in the financial statements or, if such disclosures are inadequate, to modify our opinion. Our conclusions are based on the audit evidence obtained up to the date of our auditor's report. However, future events or conditions may cause the Company to cease to continue as a going concern.
- Evaluate the overall presentation, structure and content of the financial statements, including the disclosures, and whether the financial statements represent the underlying transactions and events in a manner that achieves fair presentation.

SPKale



We communicate with those charged with governance regarding, among other matters, the planned scope and timing of the audit and significant audit findings, including any significant deficiencies in internal control that we identify during our audit.

We also provide those charged with governance with a statement that we have complied with relevant ethical requirements regarding independence, and to communicate with them all relationships and other matters that may reasonably be thought to bear on our independence, and where applicable, related safeguards. From the matters communicated with those charged with governance, we determine those matters that were of most significance in the audit of the financial statements of the current period and are therefore the key audit matters. We describe these matters in our auditor's report unless law or regulation precludes public disclosure about the matter or when, in extremely rare circumstances, we determine that a matter should not be communicated in our report because the adverse consequences of doing so would reasonably be expected to outweigh the public interest benefits of such communication.

Report on other legal and regulatory requirement:

As required by the company (Auditor's Report) order 2016 ("the order"), issued by the central government of India in terms of sub-section (11) of section 143 of the companies act, 2013, we give in the annexure "A", a statement on the matters specified in paragraph 3 and 4 of the order, to the extent applicable-

As required by Section 143(3) of the Act, we report that:

- (a) We have sought and obtained all the information and explanations which to the best of our knowledge and belief were necessary for the purposes of our audit;
- (b) In our opinion, proper books of account as required by law have been kept by the Company so far as it appears from our examination of those books;
- (c) The balance sheet, the statement of profit and loss dealt with by this report are in agreement with the books of account;
- (d) In our opinion, the aforesaid financial statements comply with the accounting standards specified under section 133 of the Act, read with rule 7 of the Companies (Accounts) Rules, 2014;
- (e) On the basis of the written representations received from the directors as on March 31, 2019 taken on record by the board of directors, none of the directors is disqualified as on March 31, 2019 from being appointed as a director in terms of Section 164 (2) of the Act;
- (f) Since the Company's turnover as per last audited financial statements is less than Rs.50 Crores and its borrowings from banks and financial institutions at any time during the year is less than Rs.25 Crores, the Company is exempted from getting an audit opinion with respect to the adequacy of the internal financial controls over financial reporting of the company and the



operating effectiveness of such controls vide notification dated June 13, 2017; and

- g) With respect to the other matters to be included in the Auditor's Report in accordance with Rule 11 of the Companies (Audit and Auditors) Rules, 2014, in our opinion and to the best of our information and according to the explanations given to us;
- a. The Company does not have any pending litigations which would impact its financial position;
- b. The Company did not have any long-term contracts including derivative contracts for which there were any material foreseeable losses; and
- c. There has been no delay in transferring amounts, required to be transferred, to the Investor Education and Protection Fund by the Company

For,
Sanjay Chindaliya & Co
Chartered Accountants
FRN No: 114779W



Sanjay Chindaliya
Partner
Mem No: 048443
UDIN:21048443AAAAGD4509



Place: Nagpur
Date: 10/10/2021

Annexure "A" to the Independent Auditor's Report*

(Referred to in paragraph 1 under 'Report on other legal and regulatory requirements' section of our report to the members of S.P.Refractories Private Limited of even date)

1. In respect of the Company's fixed assets:
 - (a) The Company has maintained proper records showing full particulars, including quantitative details and situation of fixed assets.
 - (b) The fixed assets of the Company were physically verified in full by the management during the year. According to the information and explanations given to us and as examined by us, no material discrepancies were noticed on such verification.
 - (b) The Company has a program of verification to cover all the items of fixed assets in a phased manner over a period of three years, which, in our opinion, is reasonable having regard to the size of the Company and the nature of its assets. However, no physical verification has been carried on by the management during the year. Accordingly, we were unable to comment on whether any material discrepancies were noticed on such verification and whether they are properly dealt with in the financial statements.
 - (c) According to the information and explanations given to us, the records examined by us, we report that the Company does not hold any freehold, are held in the name of the Company as at the balance sheet date. In respect of immovable properties of land and building that have been taken on lease and disclosed as fixed assets in the financial statements, the lease agreements are in the name of the Company.
2. The inventory has been physically verified by the management during the year. In our opinion, the frequency of such verification is reasonable. According to the information and explanations given to us and as examined by us, no material discrepancies were noticed on such verification.
3. According to information and explanation given to us, the company has not granted any loan, secured or unsecured to companies, firms, limited liability partnerships or other parties covered in the register required under section 189 of the Companies Act, 2013. Accordingly, paragraph 3 (iii) of the order is not applicable.



4. In our opinion and according to information and explanation given to us, the company has not granted any loans or provided any guarantees or given any security or made any investments to which the provision of section 185 and 186 of the Companies Act, 2013. Accordingly, paragraph 3 (iv) of the order is not applicable.
5. In our opinion and according to the information and explanations given to us, the company has not accepted any deposits and accordingly paragraph 3 (v) of the order is not applicable.
6. The Central Government of India has not prescribed the maintenance of cost records under sub-section (1) of section 148 of the Act for any of the activities of the company and accordingly paragraph 3 (vi) of the order is not applicable.
7. In respect of statutory dues:
 - (a) According to the information and explanations given to us and on the basis of our examination of the records of the Company, amounts deducted/ accrued in the books of account in respect of undisputed statutory dues including provident fund, employees' state insurance, income-tax, sales- tax, service tax, goods and service tax, duty of customs, duty of excise, value added tax, cess and other material statutory dues have been generally regularly deposited during the year by the company with the appropriate authorities.


According to the information and explanations given to us, no undisputed amounts payable in respect of provident fund, employees' state insurance, income-tax, sales- tax, service tax, goods and service tax, duty of customs, duty of excise, value added tax, cess and other material statutory dues were in arrears as at March 31, 2021 for a period of more than six months from the date they became payable

8. In our opinion and according to the information and explanations given to us, the company has no outstanding dues to any financial institutions or banks or any government or any debenture holders during the year. Accordingly, paragraph 3 (viii) of the order is not applicable.

OR


According to the information and explanation given to us and records examined by us, the Company has defaulted in repayment of dues to banks financial institutions and government as detailed in Appendix – I to this report. The Company does not have any dues to debenture holders during the year.

9. The Company has not raised any money by way of initial public offer or further public offer (including debt instruments) and has not taken any term loans during the year. Accordingly, paragraph 3 (ix) of the order is not applicable.
10. To the best of our knowledge and according to the information and explanations given to us, no fraud by the Company or no material fraud on the Company by its officers or employees has been noticed or reported during the year.



11. The company is a private limited company and hence provision of section 197 read with schedule V of the companies Act are not applicable. Accordingly, paragraph 3(xi) of the order is not applicable.
12. The Company is not a Nidhi Company and accordingly, paragraph 3 (xii) of the order is not applicable to the Company.
13. According to the information and explanations given to us and based on our examination of the records of the company, transactions with the related parties are in compliance with section 177 and 188 of the Act. Where applicable, the details of such transactions have been disclosed in the financial statements as required by the applicable accounting standards.
14. According to the information and explanations given to us and based on our examination of the records of the company, the company has not made any preferential allotment or private placement of shares or fully or partly convertible debentures during the year. Accordingly, paragraph 3(xiv) of the order is not applicable.
15. According to the information and explanations given to us and based on our examination of the records of the company, the company has not entered into non-cash transactions with directors or persons connected with them. Accordingly, paragraph 3(xv) of the order is not applicable.
16. According to the information and explanations given to us and based on our examination of the records of the company, the company is not required to be registered under section 45-IA of the Reserve Bank of India Act 1934.

For Sanjay Chindaliya & Co
Firm Reg No: 114779W


Sanjay Chindaliya
Mem No: 048443

UDIN:21048443AAAAGD4509

Place: Nagpur
Date: 10/10/2021



S.P.Refactories Private Limited
NOTES TO ACCOUNTS FOR THE YEAR ENDED 31ST MARCH 2021

1. SIGNIFICANT ACCOUNTING POLICIES

A. Basis of Accounting

- I. The Company follows the mercantile system of accounting and recognizes Income and Expenditure on an accrual basis except those with significant uncertainties.
- II. The Financial Statements have been prepared under the historical cost convention in accordance with the generally accepted accounting principles and the provisions of the Companies Act, 2013. And in accordance with the accounting principles accepted in India and comply with the Accounting Standards issued by the Institute of Chartered Accountants of India, to the extent applicable.
- III. Accounting Policies not specifically referred to otherwise are consistent and in consonance with the generally accepted accounting principles followed by the Company.

B. Depreciation

Depreciation on Fixed Assets calculated on WDV method.

C. Stock-in-trade

Stock determined on Cost or Market Value whichever is less. .

D. Taxes on Income

- a. Deferred tax at is resulting from timing differences between book and tax profits is accounted for under the Liability method at the current rate of tax to the extent that the timing differences are expected to crystallize.
- b. Deferred tax assets arising on other temporary timing differences are recognized only if there is a reasonable certainty of realization.
- c. Current Tax i.e. Provision for Income Tax is determined in accordance with provisions of Income Tax Act, 1961.

E. Provisions, Contingent Liabilities & Contingent Assets:

Provisions involving substantial degree of estimation in measurement are recognized when there is a present obligation as a result of past events and it is probable that there will be an overflow of resources. Contingent Liabilities and Assets are not recognized.



SPKals

F. Use of Estimates:

The Preparation of Financial statements requires estimates and assumptions to be made that affect the reported amount of assets and liabilities on the date of the financial statements and the reported amount of revenue and expenses during the reporting period. Difference between the actual result and estimates are recognized in the period in which the results are known to be materialized.

2. NOTES WITH RESPECT ACCOUNTS

Impairment:

Provisions regarding impairment of asset are not applicable to the company during the year under audit.

Segment Information:

The company is engaged in only one business hence no information has been furnished in accordance with AS 17 on "Segment Reporting" issued by the Institute Of Chartered Accountants Of India.

Earnings Per Share (EPS):

Computation of Earnings per Share (Basic & Diluted)	2020-21	2019-20
Net Profit (After Tax) attributable to Shareholders Profit after tax for the Year.	75,34,929.09/-	39,92,551.57/-
Weighted Average Number of Equity Shares outstanding during the period	14,91,900	4,97,300
Earnings per Share (Nominal value Rs. 10/- per share)		
Basic EPS	5.05	8.03
Diluted EPS		

Basic Earnings per Share is Calculated by dividing the Net Profit attributable to Equity Shareholders by the weighted average number of Equity Shares Outstanding during the year.


Working for weighted average number of shares

Opening Shares	4,97,300
Add: Shares allotted on	
Weighted number of shares	9,94,600
Total weighted shares	14,91,900

Related Party Disclosure as per AS-18:

List of related parties with whom transactions took place during the year

Sr. No	Name of Related Party	Nature of Relationship	Nature of Transaction	Amount of Transaction
1	Namita Kale	Director	Remuneration	14,49,000/-
2	Prajakta Kale	Director	Remuneration	10,10,500/-
3	Shweta Kale	Director	Remuneration	9,85,500/-




3. OTHER NOTES

- a. Claims against the Company Not Acknowledged As Debts: Nil
- b. In the opinion of Board, the current assets, loans and advance are approximately of the value stated if realized in the ordinary course of business. Provisions for all known Liabilities are adequate except otherwise stated and not in excess of amount considered necessary and no personal expenses has been charged to revenue Account.
- c. Previous year's figures have been regrouped /rearranged whenever necessary to make them comparable with current year's figures.
- d. The Company has taken Unsecured loan from Directors during the year.

Signature to the notes no 1 – 6 forming part of the accounts

AS PER OUR REPORT OF EVEN DATE
FOR , Sanjay Chindaliya & Co
CHARTERED ACCOUNTANTS
FRN:-114779W



Partner
M.NO:- 048443
UDIN: 21048443AAAAGD4509

NAGPUR
DATE: 10/10/2021



FOR AND ON BEHALF OF THE BOARD OF DIRECTORES
S.P.REFRACTORIES PVT. LTD.

Ms. Namita P. Kale
Shweta Kale

DIRECTOR
DIN No. 01586375
NAMITA KALE

DIRECTOR
DIN No. 01586321
SHWETA KALE



S P REFRACTORIES PVT LTD

BALANCE SHEET

AS ON 31ST MARCH 2021

Particulars		NOTE NO	As on 31 March, 2021	As on 31 March, 2020
A	EQUITY AND LIABILITIES			
	Shareholder's funds			
	(a) Share capital	1	1,49,19,000.00	49,73,000.00
	(b) Reserves and surplus	2	3,17,87,110.96	3,41,98,181.87
	(c) Money received against share warrants			
			4,67,06,110.96	3,91,71,181.87
	Share application money pending allotment			
	Non-current liabilities			
	(a) Long-term borrowings	3	25,95,675.88	29,55,481.88
	(b) Deferred tax liabilities (net)		5,89,320.58	7,54,740.58
	(c) Other long-term liabilities	4	-	-
	(d) Long-term provisions			
			31,84,996.46	37,10,222.46
	Current liabilities			
	(a) Short-term borrowings	5	3,52,97,466.23	3,83,54,007.06
	(b) Trade payables	6	1,00,88,301.09	41,43,672.13
	(c) Other current liabilities	7	1,04,40,075.37	44,54,164.42
	(d) Short-term provisions		-	-
			5,58,25,842.69	4,69,51,843.61
	TOTAL		10,57,16,950.11	8,98,33,247.94
B	ASSETS			
	Non-current assets			
	(a) Fixed assets			
	(i) Tangible assets	8	1,90,00,851.56	2,00,62,257.47
	(ii) Intangible assets		-	-
	(iii) Capital work-in-progress		-	-
	(iv) Intangible assets under development		-	-
	(v) Fixed assets held for sale		-	-
			1,90,00,851.56	2,00,62,257.47
	(b) Non-current investments	9	1,39,931.44	1,01,36,652.40
	(c) Deferred tax assets (net)		-	-
	(d) Long-term loans and advances	10	6,18,301.00	6,45,399.63
	(e) Other non-current assets			
			7,58,232.44	1,07,82,052.03
	Current assets			
	(a) Current investments		-	-
	(b) Inventories	11	1,38,95,302.12	1,31,67,060.21
	(c) Trade receivables	12	6,95,45,103.25	4,47,18,603.94
	(d) Cash and cash equivalents	13	24,891.09	80,999.97
	(e) Short-term loans and advances	14	24,92,569.65	10,22,274.30
	(f) Other current assets		-	-
			8,59,57,866.11	5,89,88,938.42
	TOTAL		10,57,16,950.11	8,98,33,247.94

Notes form an integral part of the financials.

In terms of our report attached.


FOR, SANJAY CHINDALIYA & CO
CHARTERD ACCOUNTANTS

SANJAY CHINDALIYA
M NO 48443

UDIN NO: 21048443AAAAGD4509

Place : Nagpur

Date : 10/10/2021



For and on behalf of the Board of Directors

NAMITA KALE
DIRECTOR
DIN No. 01586375

SHWETA KALE
DIRECTOR
DIN No. 01586321

Place : Nagpur

Date : 10/10/2021

S P REFRACTORIES PVT LTD
NOTES ON FINANCIAL STATEMENT
FOR THE YEAR ENDED 31ST MARCH 2020

1.SHARE CAPITAL

SR.NO	PARTICULARS	AMOUNT (Rs.) 31ST MAR 2021	AMOUNT (Rs.) 31ST MAR 2020
1	AUTHORISED SHARE CAPITAL : 18,50,000 SHARES OF RS 10 EACH	1,85,00,000.00	60,00,000.00
2	ISSUED CAPITAL : 14,91,900 SHARES OF RS. 10 EACH FULLY PAID	1,49,19,000.00	49,73,000.00
3	SUBSCRIBED AND PAID UP CAPITAL : 14,91,900 SHARES OF RS. 10 EACH FULLY PAID	1,49,19,000.00	49,73,000.00
TOTAL		1,49,19,000.00	49,73,000.00

NOTE

Authorised Share Capital of the company has been raised from 60.00 Lacs to 185.00 lacs during the period.
9.94 Lacs Bonus Share was issued to the existing shareholder in the ratio 2:1.

1.1STATEMENT OF CHANGES IN CAPITAL

SR.NO	PARTICULARS	NUMBER OF SHARES 31ST MAR 2021	NUMBER OF SHARES 31ST MAR 2020
1	EQUITY SHARES WITH VOTING RIGHTS		
	EQUITY SHARES AT THE BEGINNING OF THE YEAR	4,97,300.00	4,97,300.00
	ADD:- SHARES ISSUED (BONUS SHARE)	9,94,600.00	-
	LESS:- SHARES CANCELLED	-	-
	EQUITY SHARES AT THE END OF YEAR	14,91,900.00	4,97,300.00

1.2DETAILS OF SHARES HELD BY EACH SHAREHOLDER HOLDING MORE THAN 5% SHARES

SR.NO	CLASS OF SHARES/NAME OF SHAREHOLDER	AS AT 31ST MAR 2021		AS AT 31ST MAR 2020	
		NO. OF SHARE	%HELD	NO. OF SHARE	%HELD
1	EQUITY SHARES WITH VOTING RIGHTS				
	SHWETA PRABODH KALE	7,20,999	48.33%	2,40,333	48.33%
	NAMITA PRABODH KALE	49,929	3.34%	16,643	3.34%
	PRAJAKTA PRABODH KALE	7,20,972	48.33%	2,40,324	48.33%
		14,91,900	100%	4,97,300	100%

2.RESERVES AND SURPLUS

SR.NO	PARTICULARS	AMOUNT (Rs.) 31ST MAR 2021	AMOUNT (Rs.) 31ST MAR 2020
1	CAPITAL RESERVE	-	-
2	CAPITAL REDEMPTION RESERVE	-	-
3	DEBENTURE REDEMPTION RESERVE	-	-
4	SHARE PREMIUM	-	48,73,000.00
5	GENERAL RESERVE	3,17,87,110.96	2,93,25,181.87
6	TRANSITIONAL DEPRECIATION ADJUSTMENT	-	-
		3,17,87,110.96	3,41,98,181.87



SPKale

2.1 CHANGES IN RESERVE AND SURPLUS

SR.NO	PARTICULARS	AMOUNT (Rs.) 31ST MAR 2021	AMOUNT (Rs.) 31ST MAR 2020
1	GENERAL RESERVE		
	OPENING BALANCE	2,93,25,181.87	2,53,32,630.30
	ADD:- TRANSFERRED FROM PROFIT AND LOSS A/C	75,34,929.09	39,92,551.57
	LESS:- BONUS ISSUED	(50,73,000.00)	-
	CLOSING BALANCE	3,17,87,110.96	2,93,25,181.87
2	Share Premium		
	OPENING BALANCE	48,73,000.00	48,73,000.00
	LESS:- BONUS ISSUED	(48,73,000.00)	-
	CLOSING BALANCE	-	48,73,000.00

3. LONG TERM BORROWINGS

SR.NO	PARTICULARS	AMOUNT (Rs.) 31ST MAR 2021	AMOUNT (Rs.) 31ST MAR 2020
#	UNSECURED LOANS		
1	NAMITA KALE	5,26,444.10	4,73,847.10
2	PRAJAKTA KALE	8,88,007.46	7,99,286.46
3	SHWETA KALE	11,81,224.32	11,83,208.32
4	INDUSIND BANK LOAN (NEW)	-	4,99,140.00
		25,95,675.88	29,55,481.88
		25,95,675.88	29,55,481.88

NOTE Unsecured loans include loans amounting Rs. 24,60,007.00/- from directors of company

4. OTHER LONG TERM LIABILITIES

SR.NO	PARTICULARS	AMOUNT (Rs.) 31ST MAR 2021	AMOUNT (Rs.) 31ST MAR 2020
-		-	-
		-	-

5. SHORT TERM BORROWINGS

SR.NO	PARTICULARS	AMOUNT (Rs.) 31ST MAR 2021	AMOUNT (Rs.) 31ST MAR 2020
#	SECURED WORKING CAPITAL LOANS		
1	INDUSIND BANK (CASH CREDIT)	3,52,97,466.23	3,83,54,007.06
		3,52,97,466.23	3,83,54,007.06

NOTE Working capital loans are secured by way of charge created on factory premises at M-10 Hingana MIDC and Plant & Machinery and by hypothecation of stock and debtor.



SP Kale

6. TRADE PAYABLES
SUNDRY CREDITORS

SR.NO	PARTICULARS	AMOUNT (Rs.) 31ST MAR 2021	AMOUNT (Rs.) 31ST MAR 2020
#	OVER ONE YEAR		
1	REFCEM PRIVATE LIMITED	2,92,797.00	2,92,797.00
	TOTAL	2,92,797.00	2,92,797.00
#	OTHERS		
1	AASI GAS SERVICES	595.00	595.00
2	ADITYA SALES CORPORATION	1,576.00	2,102.00
3	BAJAJ AUTOMOBILES	-	13,104.00
4	BAJRANG LOGISTICS	16,000.00	14,850.00
5	C B INDUSTRIES	7,69,260.00	-
6	CORE COMPUTERS	-	-
7	DEVDATTA SUBHEDAR	-	-
8	DHANLAXMI CHEMICALS INDUSTRIES	2,46,050.00	1,53,000.00
9	DURGA INDUSTRIAL SECURITY	5,33,347.00	6,02,461.00
10	DWARAKESH FUEL INDUSTRIES	41,781.00	35,504.00
11	EMBEE ROAD SERVICES PVT. LTD.	-	2,66,497.00
12	ESKAY ROADLINES	-	-
13	GEETA PACKAGING INDUSTRIES	4,92,790.38	5,26,277.08
14	HAFSA HOIST PVT LTD	-	3,32,646.75
15	HIRA WIRE NETTING STORES	7,198.01	6,947.01
16	JAGADISH JOSHI	16,10,700.00	19,71,850.00
17	JOB WORK CONTROL ACCOUNT	38,41,679.82	-
18	KARAN TRANSPORT	-	63,043.00
19	KELTRONICS	-	27,641.93
20	LAXMAN UJWALKAR	5,300.00	-
21	M/S MATHURIA METAL INDUSTRIES	-	-
22	MAHARSHTRA POLLUTION CONTROL BOARD	-	8,700.00
23	MAHAVEER ROAD LINES	-	3,29,927.18
24	MAHESHWARI POLYMERS	1,88,328.00	46,256.00
25	MANTHAN AUTOMATION & INSTRUMENTATION	-	8,850.00
26	MAK POWER AND CONTROL PVT LTD	9,440.00	-
27	MID INDIA TRANSPORT SERVICES	54,863.00	-
28	NEW SHARMA TRANSPORT	-	88,582.50
29	NITIN R BHISHIKAR ADVOCATE	46,250.00	-
30	NITISH CHANDRAPAL VALMIK	6,000.00	5,600.00
31	OM SAI CHILLED WATER	-	-
32	PERFECT ACID WARES	-	63,410.00
33	POONAM ENGINEERING SERVICES	-	-
34	PRAFUL ELECTRICALS & WELDING WORKS	-	4,05,990.00
35	PRAGATHI BEARING COMPANY	-	5,619.00
36	PRAKASH DHABALE	-	1,90,000.00
37	PRAVIN SHENDRE	1,29,025.00	-
38	PUNJAB MILL STORES	-	4,319.00
39	PURUSHOTTAM KIRNA BHANDAR	-	-
40	R S BURLELE	-	46,800.00
41	RAHI TRADERS	-	3,200.00
42	RATHI STEEL	2,36,560.00	-
43	RUPALI ELECTRICALS	-	4,000.00
44	S.N. THAKUR & CO.	-	-
45	SAI ARTS	-	-
46	SANJAY CHINDALIYA & CO	-	2,59,000.00
47	SAUMYAA ASSOCIATES	2,08,125.00	1,40,000.00
48	SHAH SAHIB ELECTRICAL INDUSTRIES	-	4,872.00
49	SHISHIR TRADERS	-	4,10,788.00
50	SHIVMANI MARKETING	-	-
51	SHREE HARIKRISHNA INDUSTRIES	4,23,969.00	2,67,474.00
52	SHREE KUBER CORPORATION	-	20,785.50
53	SHREE RAM MINI TRANSPORT	40,445.00	14,66,218.59
54	SHRI LAXMI ENTERPRISES	26,32,637.59	-
55	S N THAKUR AND CO	1,164.50	-
56	SUNIL ENTERPRISES	-	-
57	SUNIL FIRE SERVICES	5,994.00	6,207.00
58	SUPRIME CHEMICALS INSTRUMENT TRADING CO	2,02,702.50	57,540.00
59	TECHNODEAL ENERPOWER PVT LTD	5,76,147.00	2,95,953.00
60	THE DINESH GOODS TRANSPORT CO	1,22,887.00	-
61	TRIMURTI METAL & CASTING WORKS	-	3,19,647.93
62	TRIVENI LOGISTICS	-	1,18,899.00
63	VJI COLURS AND CHEMICAL	1,74,404.00	2,10,282.00
64	VINAYAKA METAL INDUSTRIES	-	-
65	VISHNU ENTERPRISES	-	1,304.00
		1,26,25,218.80	88,06,743.47

S. P. K. S.



<u>SUNDRY CREDITORS (HAVING DR. BALANCES)</u>			
SR.NO	PARTICULARS	AMOUNT (Rs.) 31ST MAR 2021	AMOUNT (Rs.) 31ST MAR 2020
1	APCOTECH MACHINERY PVT LTD	-	35,000.00
2	BURELE R S	-	-
3	C.B INDUSTRIES	-	2,50,000.00
4	HAF A HOIST PVT LTD	-	1,91,738.00
5	HINDALCO INDUSTRIES LIMITED	-	16,96,719.79
6	HINDALCO INDUSTRIES LTD.	-	-
7	HINDALCO INDUSTRIES LTD . (MURI A/C)	14,57,081.92	-
8	NATIONAL ALUMINIUM	19,140.19	1,649.05
9	NEW HIMALAYA TRADING CO.	-	672.00
10	PERFECT ACID WARE	-	52,79,462.32
11	PRAFUL FEBRICATION	50,374.80	-
12	JOB WORK CONTROL ACCOUNT	-	(25,16,762.82)
13	SANJAY CHINDALIYA & CO	41,710.80	3,656.00
14	STELCO GEAR	1,19,000.00	-
15	SUHANI MEACAST PRIVATE LIMITED	-	-
16	UTKAL ALUMINA INTERNATIONAL LTD	11,40,757.00	13,734.00
17	SUDARSHAN CHOWDHURI	1,650.00	-
		28,29,714.71	49,55,868.34
	NET CREDITORS (CR)	1,00,88,301.09	41,43,672.13

6.1 DETAILS OF AMOUNTS OUTSTANDING TO MICRO, SMALL AND MEDIUM ENTERPRISES
BASED ON AVAILABLE INFORMATION WITH COMPANY

SR.NO	PARTICULARS	AMOUNT (Rs.) 31ST MAR 2021	AMOUNT (Rs.) 31ST MAR 2020
1	PRINCIPAL AMOUNT DUE AND REMAINING PAID	-	-
2	INTEREST DUE ON ABOVE AND THE UNPAID INTEREST	-	-
3	INTEREST PAID	-	-
4	PAYMENT MADE BEYOND THE APPOINTED DAY DURING THE YEAR	-	-
5	INTEREST DUE AND PAYABLE FOR THE PERIOD OF DELAY	-	-
6	INTEREST ACCURED AND REMAINING UNPAID	-	-
7	AMOUNT OF FIRTHER INTEREST REMAINING DUE AND PAYABLE IN SUCCEEDING YEAR	-	-
		-	-



Sanjay Chindaliya

OTHER TRADE PAYABLES

SR.NO	PARTICULARS	AMOUNT (Rs.) 31ST MAR 2021	AMOUNT (Rs.) 31ST MAR 2020
#	SALARY PAYABLE		
1	A S CHIKRAM	19,899.00	15,584.00
2	MR A SAHU	20,001.00	16,716.00
3	MR BALU BADOLE		
4	MR D MESHARAM		
5	MR D RADKE		
6	MR DHIRAJ KEMAYE	21,708.00	19,978.00
7	MR G MUNESHWAR	20,541.00	18,415.00
8	MR H BAGHEL	80,728.00	28,566.00
9	MR H PRAJAPATI	15,300.00	15,345.00
10	MR K PUND	13,411.00	12,163.00
11	MR N NANDESHWAR	14,011.00	13,027.00
12	MR NAGO MARBATE	15,980.00	17,269.00
13	MR R MAHALLEY	13,883.00	12,964.00
14	MR SUDHAKAR LONARE	4,449.00	17,855.00
15	MR V GIRADKAR	14,220.00	13,585.00
17	MRS M MULMULE	24,349.00	22,554.00
18	SANJAY RAUT	17,581.00	21,653.00
19	PRASHANT RAUT	24,033.00	22,725.00
20	NILESH TAYADE	13,870.00	12,893.00
21	VINOD DHURVE	11,355.00	9,638.00
			10,569.00
		3,46,319.00	3,01,499.00
#	EXPENSES PAYABLE		
1	POWER AND FUEL PAYABLE	4,17,699.96	3,12,220.00
2	WATER CHARGES PAYABLE		15,385.00
3	OTHER PROVISION FOR EXPENSES	27,60,628.19	5,42,882.00
		31,78,328.15	8,70,487.00
#	RENT A/C		
1	NAMITA KALE	29,400.00	
2	SHWETA KALE	10,000.00	
		39,400.00	
#	DIRECTORS REMUNERATION PAYABLE		
1	NAMITA KALE	2,44,050.00	
2	PRAJAKTA KALE	1,20,500.00	94,400.00
3	SHWETA KALE	4,17,570.00	3,02,800.00
		7,82,120.00	3,97,200.00
	TOTAL TRADE PAYABLE	43,46,167.15	15,69,186.00
7. OTHER CURRENT LIABILITIES			
SR.NO	PARTICULARS	AMOUNT (Rs.) 31ST MAR 2021	AMOUNT (Rs.) 31ST MAR 2020
#	STATUTORY DUES		
1	ESIC PAYABLE	4,342.00	8,234.00
2	PPF PAYABLE	1,37,580.00	46,899.00
3	PROFESSIONAL TAX PAYABLE		46,150.00
4	TDS PAYABLE	4,45,236.49	3,78,002.59
7	INCOME TAX PROVISION	30,85,617.00	15,99,275.00
8	GST PAYABLE	24,01,827.63	8,06,417.83
9	SERVICE TAX		
10	TCS ON SALE 0.075%	19,305.10	
		60,93,908.22	28,84,978.42
	TOTAL OTHER CURRENT LIABILITIES	1,04,40,075.37	44,54,164.42

9. NON CURRENT INVESTMENT

SR.NO	PARTICULARS	AMOUNT (Rs.) 31ST MAR 2021	AMOUNT (Rs.) 31ST MAR 2020
#	INVESTMENT WITH BANK		
1	FIXED DEPOSITS WITH INDUSIND BANK	1,36,652.44	1,00,00,000.00
2	ACCURED INTEREST ON FD	3,279.00	1,36,652.40
		1,39,931.44	1,01,36,652.40

SPKale




10. LONG TERM LOANS AND ADVANCES

SR.NO	PARTICULARS	AMOUNT (Rs.) 31ST MAR 2021	AMOUNT (Rs.) 31ST MAR 2020
#	SECURITY DEPOSITS		
1	DEPOSIT WITH ASSI GAS	10,000.00	10,000.00
2	DEPOSIT WITH WATER METER	12,480.00	12,480.00
3	SECURITY DEPOSIT WITH MSEB	5,95,821.00	6,22,919.63
4	INTEREST RECEIVABLE FROM MSEB	-	-
		6,18,301.00	6,45,399.63

**12. TRADE RECEIVABLES (DR. BALANCES)
(UNSECURED AND CONSIDERED GOOD)**

SR.NO	PARTICULARS	AMOUNT (Rs.) 31ST MAR 2021	AMOUNT (Rs.) 31ST MAR 2020
	OVER SIX MONTHS		
1	APS METACHEM'S	-	-
2	DURGA CERAMICS	-	-
3	KUMAR REFRACTORIES	-	-
4	SHREE MINERALS & METALS	1,67,600.00	1,67,600.00
5	LAKSHMI CERAMIC	1,24,800.00	3,24,800.00
6	RANKA REFRACTORIES	19,35,159.84	26,36,159.84
	TOTAL	22,28,559.84	31,28,559.84
	OTHERS		
1	ACE ENTERPRISES	1,00,000.00	15,040.00
2	A N MARKET SOLUTIONS PVT LTD	13,53,751.09	12,14,492.50
3	AMAZON MINING & CALCINED PRODUCT	1,00,000.00	-
4	ACE ENTERPRISES	-	-
5	BAJRANG REFRACTORIES PVT LTD	3,00,008.00	-
6	BAJAJ ASSOCIATES	13,12,000.00	-
7	BHILAI STEEL	-	-
8	CAPITAL TDS RECEIVABLE	-	-
9	CHAMPION CERAMICS	12,96,384.00	-
10	CHAMPION REFRASTECH PVT LTD	70,04,033.10	98,70,976.00
11	DYNAMIC EXIM CORPORATION	6,79,879.00	-
12	EASTERN REFRACTORIES	-	-
13	FUTURE REFRACTORIES	-	-
14	KUMAR REFRACTORIES	-	-
15	HANS REFRACTORIES	-	-
16	HAZIRA REFRACTORIES	20,14,310.76	44,08,320.00
17	IFGL REFRACTORIES (ORISSA)	42,27,168.00	41,95,199.60
18	IFGL REFRACTORIES (KANDLA, GUJARAT)	13,20,990.00	-
19	HI TECH REFRACTORIES & CERAMICS	-	-
20	INDUSTRIAL ASSOCIATES	20,60,000.00	17,60,000.00
21	INDUSTRIAL PRODUCT	-	5,17,056.00
22	JYOTI INDUSTRIES	10,12,578.00	8,48,000.00
23	KHEMKA REFRACTORIES	-	27,71,200.00
24	K N CERAMICS	57,200.00	-
25	LAURUS MONOLITHICS	-	5,00,000.00
26	LAKSHMI ENTERPRISES	-	-
27	LLYOD INSULATIONS INDIA LIMITED	-	5,24,800.00
28	METAFLUX COMPANY PRIVATE LIMITED	-	4,78,080.00
29	METAFLUX COMPANY PRIVATE LIMITED (NAGPUR)	2,752.00	66,400.00
30	NATIONAL REFRACTORIES	-	-
31	NORTH EAST SILLIMINITE	-	-
32	ORANE REFRACTORIES PVT LTD	49,02,884.60	11,54,560.00
33	ORIENT ABRASIVES LIMITED	1,19,00,120.00	41,88,800.00
34	PVK REFRACTORIES	-	25,600.00
35	RAGHUVANSHI REFRACTORIES	13,14,904.00	-
36	RAMOND REFRACTORIES	4,00,000.00	-
37	REFRASIST	44,960.00	-
38	REFRACAST PVT. LTD.	11,00,800.00	8,49,920.00
39	REFRACTORY SHAPE PVT LTD	33,41,944.00	18,66,240.00
40	REFRATECHNIK(INDIA) PVT LTD	8,26,240.00	-
41	RELIGARE TDS RECEIVABLE	-	-
42	ROVER REFRACTORIES & METAL PVT. LTD	4,23,680.00	-
43	POLY REFRACTORIES PVT. LTD.	-	-
44	SARVESH REFRACTORIES	43,14,252.00	-
45	SHARDA CERAMIC PRIVATE LIMITED (GUJRAT)	77,14,579.86	24,32,000.00
46	SHARDA CERAMIC PRIVATE LIMITED (KAKKALUR)	51,52,661.00	29,18,400.00
47	SHREEKANT INDUSTRIES	2,01,728.00	-
48	SRISTI ENTERPRISES	8,33,536.00	-
49	STAR 9 REFRASTECH	7,07,200.00	-
50	TIRTH ALLOYS PVT LTD	-	-
51	TOTALE GLOBAL PVT. LTD.	-	-
52	VICS INDUSTRIES PVT LTD	-	-
53	VISHWAKARMA REFRACTORIES PVT LTD.	12,96,000.00	9,84,960.00
	TOTAL	6,73,16,543.41	4,15,90,044.10
	NET DEBTORS	6,95,45,103.25	4,47,18,603.94

SP/ale



13.CASH AND BANK BALANCES

SR.NO	PARTICULARS	AMOUNT (Rs.) 31ST MAR 2021	AMOUNT (Rs.) 31ST MAR 2020
1	CASH IN HAND	14,891.00	70,052.16
2	SBI 33578383660	-	10,947.81
3	INDUSIND BANK (CURRENT ACCOUNT)	10,000.09	-
		24,891.09	80,999.97

14.SHORT TERM LOANS AND ADVANCES

SR.NO	PARTICULARS	AMOUNT (Rs.) 31ST MAR 2021	AMOUNT (Rs.) 31ST MAR 2020
#	ADVANCES		
1	IMPREST NAMITA KALE	-	71,334.00
2	ADVANCE MAHALE	2,000.00	-
3	ADVANCE MRS. MULMULE	1,60,000.00	-
4	ADVANCE NETAJI	20,000.00	-
		1,82,000.00	71,334.00
#	BALANCE WITH GOVERNMENT AUTHORITIES		
1	EXCISE DUTY CREDIT	-	-
2	SERVICE TAX CREDIT	-	-
3	TDS & TCS RECEIVABLE	1,04,299.65	44,670.30
4	INCOME TAX REFUND RECEIVABLE	6,270.00	6,270.00
		1,10,569.65	50,940.30
#	ADVANCE INCOME TAX		
		22,00,000.00	9,00,000.00
		24,92,569.65	10,22,274.30

S.P.Kale



S P REFRACTORIES PVT LTD
PROVISIONAL STATEMENT OF PROFIT AND LOSS
FOR THE YEAR ENDED 31ST MARCH 2021

Particulars		NOTE NO	As on 31 March, 2021	As on 31 March, 2020
A	CONTINUING OPERATIONS			
	Revenue from operations (gross)	15	32,18,38,458.00	26,30,69,271.50
	Less: Excise duty	15	-	-
	Less: VAT	15	-	-
	Less: GST	15	(6,48,84,073.00)	(5,34,12,912.50)
	Less: CST	15	-	-
1	Revenue from operations (net)		25,69,54,385.00	20,96,56,359.00
2	Expenses			
	(a) Cost of materials consumed	17	19,00,91,068.62	15,52,27,583.09
	(b) Purchases of stock-in-trade			
	(c) Changes in inventories of finished goods, work-in-progress and stock-in-trade	18	45,90,691.20	1,29,076.41
	(d) Employee benefits expense	19	1,94,46,721.27	1,72,33,836.27
	(e) Other expenses	20	2,82,19,686.25	2,51,59,810.78
	Total		24,23,48,167.34	19,77,50,306.55
3	Earnings before exceptional items, extraordinary items, interest, tax, depreciation and amortisation (EBITDA) (1 - 2)		1,46,06,217.66	1,19,06,052.45
4	Finance costs	21	20,75,522.98	44,37,989.78
5	Depreciation and amortisation expense	8	23,69,173.32	22,48,073.27
6	Other income	16	2,93,604.73	3,02,540.17
7	Profit / (Loss) before exceptional and extraordinary items and tax (3 + 4 + 5 + 6)		1,04,55,126.09	55,22,529.57
8	Exceptional items		-	-
9	Profit / (Loss) before extraordinary items and tax (7 + 8)		1,04,55,126.09	55,22,529.57
10	Extraordinary items		-	-
11	Profit / (Loss) before tax (9 + 10)		1,04,55,126.09	55,22,529.57
12	Tax expense:			
	(a) Current tax expense for current year		30,85,617.00	15,99,275.00
	(b) (Less): MAT credit (where applicable)		-	-
	(c) Current tax expense relating to prior years		-	-
	(d) Net current tax expense		-	-
	(e) Deferred tax		(1,65,420.00)	(69,297.00)
			29,20,197.00	15,29,978.00
13	Profit / (Loss) from continuing operations (11 + 12)		75,34,929.09	39,92,551.57
14	DISCONTINUING OPERATIONS			
	Profit / (Loss) from discontinuing operations (before tax)		-	-
	Gain / (Loss) on disposal of assets / settlement of liabilities attributable to the discontinuing operations		-	-
	Add / (Less): Tax expense of discontinuing operations		-	-
	(a) on ordinary activities attributable to the discontinuing operations		-	-
	(b) on gain / (loss) on disposal of assets / settlement of liabilities		-	-
15	Profit / (Loss) from discontinuing operations (14.i + 14.ii + 14.iii)		75,34,929.09	39,92,551.57
	TOTAL OPERATIONS			
	Profit / (Loss) for the year (13 + 15)		75,34,929.09	39,92,551.57

Notes form an integral part of the financials.

In terms of our report attached.
FOR, SANJAY CHINDALIYA & CO
CHARTERD ACCOUNTANTS

[Signature]
SANJAY CHINDALIYA
M NO 48443
UDIN NO: 21048443AAAAGD4509
Place : Nagpur
Date : 10/10/2021



For and on behalf of the Board of Directors

[Signature]
NAMITA KALE
DIRECTOR
DIN No. 01586375

[Signature]
SHWETA KALE
DIRECTOR
DIN No. 01586321

Place : Nagpur
Date : 10/10/2021


[Signature]

S P REFRACTORIES PVT LTD
STATEMENT OF PROFIT AND LOSS (IT)
FOR THE YEAR ENDED 31ST MARCH 2021

Particulars		NOTE NO	As on 31 March, 2021	As on 31 March, 2020
A	CONTINUING OPERATIONS			
	Revenue from operations (gross)	15	32,18,38,458.00	26,30,69,271.50
	Less: Excise duty	15	-	-
	Less: VAT	15	-	-
	Less: GST	15	(6,48,84,073.00)	(5,34,12,912.50)
	Less: CST	15	-	-
1	Revenue from operations (net)		25,69,54,385.00	20,96,56,359.00
2	Expenses			
	(a) Cost of materials consumed	17	19,00,91,068.62	15,52,27,583.09
	(b) Purchases of stock-in-trade			
	(c) Changes in inventories of finished goods, work-in-progress and stock-in-trade	18	45,90,691.20	1,29,076.41
	(d) Employee benefits expense	19	1,94,46,721.27	1,72,33,836.27
	(e) Other expenses	20	2,82,19,686.25	2,51,59,810.78
	Total		24,23,48,167.34	19,77,50,306.55
3	Earnings before exceptional items, extraordinary items, interest, tax, depreciation and amortisation (EBITDA) (1 - 2)		1,46,06,217.66	1,19,06,052.45
4	Finance costs	21	20,75,522.98	44,37,989.78
5	Depreciation and amortisation expense	8	17,32,940.00	19,03,493.00
6	Other income	16	2,93,604.73	3,02,540.17
7	Profit / (Loss) before exceptional and extraordinary items and tax (3 + 4 + 5 + 6)		1,10,91,359.41	58,67,109.84
8	Exceptional items		-	-
9	Profit / (Loss) before extraordinary items and tax (7 + 8)		1,10,91,359.41	58,67,109.84
10	Extraordinary items		-	-
11	Profit / (Loss) before tax (9 + 10)		1,10,91,359.41	58,67,109.84
12	Tax expense:			
	(a) Current tax expense for current year		30,85,617.00	15,99,275.00
	(b) (Less): MAT credit (where applicable)		-	-
	(c) Current tax expense relating to prior years		-	-
	(d) Net current tax expense		-	-
	(e) Deferred tax		(1,65,420.00)	(69,297.00)
13	Profit / (Loss) from continuing operations (11 + 12)		81,71,162.41	43,37,131.84
14	DISCONTINUING OPERATIONS			
	Profit / (Loss) from discontinuing operations (before tax)		-	-
	Gain / (Loss) on disposal of assets / settlement of liabilities attributable to the discontinuing operations		-	-
	Add / (Less): Tax expense of discontinuing operations			
	(a) on ordinary activities attributable to the discontinuing operations		-	-
	(b) on gain / (loss) on disposal of assets / settlement of liabilities		-	-
15	Profit / (Loss) from discontinuing operations		-	-
	TOTAL OPERATIONS			
	Profit / (Loss) for the year (13 + 15)		81,71,162.41	43,37,131.84


Notes form an integral part of the financials.

In terms of our report attached.
FOR, SANJAY CHINDALIYA & CO
CHARTERD ACCOUNTANTS


SANJAY CHINDALIYA
M NO 48443
UDIN NO: 21048443AAAAGD4509
Place : Nagpur
Date : 10/10/2021



For and on behalf of the Board of Directors


NAMITA KALE
DIRECTOR
DIN No. 01586375


SHWETA KALE
DIRECTOR
DIN No. 01586321

Place : Nagpur
Date : 10/10/2021



15.REVENUE FROM OPERATIONS

SR.NO	PARTICULARS	AMOUNT (Rs.) 31ST MAR 2021	AMOUNT (Rs.) 31ST MAR 2020
1	SALE OF PRODUCTS	32,18,38,458.00	26,30,69,271.50
2	SALE OF SERVICES	-	-
3	OTHER OPERATING REVENUE	-	-
		32,18,38,458.00	26,30,69,271.50
4	LESS :- EXCISE DUTY / SERVICE TAX	-	-
5	LESS:- CST	-	-
6	LESS:- GST	(6,48,84,073.00)	(5,34,12,912.50)
7	LESS :- VAT	-	-
	TOTAL	25,69,54,385.00	20,96,56,359.00

15.1 PARTICULARS OF SALE OF PRODUCTS

SR.NO	PARTICULARS	AMOUNT (Rs.) 31ST MAR 2021	AMOUNT (Rs.) 31ST MAR 2020
1	HIGH ALUMINA REFRACTORY CEMENT	24,70,51,035.00	20,10,74,334.00
2	CASTABLES	99,03,350.00	85,82,025.00
3	SCRAP SALE	-	-
	TOTAL	25,69,54,385.00	20,96,56,359.00

16.OTHER INCOME

SR.NO	PARTICULARS	AMOUNT (Rs.) 31ST MAR 2021	AMOUNT (Rs.) 31ST MAR 2020
1	INTEREST ON MSEB	26,563.00	57,410.63
2	INTEREST ON FD	1,76,406.73	10,829.54
3	INTEREST FROM PARTIES	29,932.00	-
4	SUBSIDY RECEIVED	-	2,34,300.00
5	DISCOUNT RECEIVED	60,703.00	-
6	LIQUIDATED DAMAGES RECEIVED	-	-
	TOTAL	2,93,604.73	3,02,540.17



S. P. K. K.

17.COST OF RAW MATERIALS CONSUMED

SR. NO.	PARTICULARS	AMOUNT (Rs.) 31ST MAR 2021	AMOUNT (Rs.) 31ST MAR 2020
1	OPENING STOCK	53,92,533.25	43,85,032.82
	LESS: OPENING STOCK OF CONSUMABLE	-	-
	LESS: OPENING STOCK OF STORES	-	-
	OPENING STOCK OF RAW MATERIAL	53,92,533.25	43,85,032.82
2	PURCHASE	16,54,98,057.08	14,18,92,166.58
	ADD: VALUE ADDITION FOR MATERIAL SENT FOR JOB WORK	-	14,17,900.00
		16,54,98,057.08	14,33,10,066.58
3	TRANSPORTATION EXP/PURCHASE EXPENSES	1,84,04,709.95	95,36,463.90
		18,92,95,300.28	15,72,31,563.30
4	LESS: TRANSFER FOR JOB WORK	-	-
5	LESS: CLOSING STOCK	1,06,76,673.24	53,92,533.25
	TOTAL	17,86,18,627.04	15,18,39,030.05

17.COST OF CONSUMABLES

SR.NO	PARTICULARS	AMOUNT (Rs.) 31ST MAR 2021	AMOUNT (Rs.) 31ST MAR 2020
1	OPENING STOCK OF CONSUMABLES	3,57,476.05	6,15,671.24
2	PURCHASE	1,06,95,409.53	23,86,149.53
3	ADD: PURCHASE EXPENSES	-	-
		1,10,52,885.58	30,01,820.77
5	LESS: CLOSING STOCK	4,53,691.53	3,57,476.05
	CONSUMPTION	1,05,99,194.05	26,44,344.72



S. K. Kale

17.STORE PURCHASES CONSUMED

SR.NO	PARTICULARS	AMOUNT (Rs.) 31ST MAR 2021	AMOUNT (Rs.) 31ST MAR 2020
1	OPENING STOCK OF STORE PURCHASES	8,62,593.40	3,10,182.85
2	PURCHASE	74,81,008.44	56,74,496.18
		83,43,601.84	59,84,679.03
3	LESS: CLOSING STOCK	8,01,171.04	8,62,593.40
	CONSUMED	75,42,430.80	51,22,085.63
	FIXED ASSETS	12,57,284.40	13,91,123.16
	ELECTRICAL EXPENSES	1,18,568.71	1,51,748.00
	FACTORY WELFARE ACCOUNT	51,800.00	49,265.00
	FACTORY EXPENSES	27,67,634.29	14,72,894.00
	REPAIR AND MAINTAINANCE	24,57,395.87	13,02,897.15
	LAB EXPENSES	-	3,150.00
	OFFICE EXPENSES	16,500.00	6,800.00
	TOTAL	66,69,183.27	43,77,877.31

17.1 PARTICULARS OF MATERIALS CONSUMED

SR.NO	PARTICULARS	AMOUNT (Rs.) 31ST MAR 2021	AMOUNT (Rs.) 31ST MAR 2020
1	RAW MATERIALS	17,86,18,627.04	15,18,39,030.05
2	CONSUMABLES	1,05,99,194.05	26,44,344.72
3	STORE PURCHASES	8,73,247.53	7,44,208.32
	CONSUMPTION	19,00,91,068.62	15,52,27,583.09



SP/20/21

18.CHANGES IN INVENTORY OF FINISHED GOODS AND WORK IN PROGRESS

SR.NO	PARTICULARS	AMOUNT (Rs.) 31ST MAR 2021	AMOUNT (Rs.) 31ST MAR 2020
	INVENTORIES AT THE END OF YEAR		
1	FINISHED GOODS		
2	WORK IN PROGRESS	4,74,613.86	3,57,521.26
3	WIP GOODS AT JOB WORK PREMISES	14,89,152.45	36,80,173.43
		-	25,16,762.82
		19,63,766.31	65,54,457.51
	INVENTORIES AT THE BEGINNING OF YEAR		
1	FINISHED GOODS		
2	WORK IN PROGRESS	3,57,521.26	2,55,234.74
3	WIP GOODS AT JOB WORK PREMISES	36,80,173.43	64,28,299.18
		25,16,762.82	-
		65,54,457.51	66,83,533.92
	NET (INCREASE)/DECREASE	45,90,691.20	1,29,076.41

19.EMPLOYEE BENEFIT EXPENSES

SR.NO	PARTICULARS	AMOUNT (Rs.) 31ST MAR 2021	AMOUNT (Rs.) 31ST MAR 2020
1	FACTORY WAGES		
2	SALARY, INCENTIVES	87,75,144.00	1,02,84,647.00
3	FACTORY EMPL. WELFARE EXP	53,68,263.00	18,13,323.00
4	P F EXPENSES	3,05,852.83	2,13,001.83
5	MAHARASHTRA LABOUR FUND	6,22,210.00	2,82,638.00
6	ESIC EXPENSES	1,269.44	1,403.44
7	STAFF WELFARE EXPENSE	61,129.00	91,702.00
8	DIRECTOR REMUNERATION	1,12,853.00	3,47,121.00
		42,00,000.00	42,00,000.00
	TOTAL	1,94,46,721.27	1,72,33,836.27



SPKale

20.OTHER EXPENSES

SR.NO	PARTICULARS	AMOUNT (Rs.) 31ST MAR 2021	AMOUNT (Rs.) 31ST MAR 2020
	MANUFACTURING EXPENSES		
1	FACTORY EXP		
2	CONSUMABLES	43,62,735.32	17,61,425.97
3	OTHER MANUFACTURING EXPENSE	-	34,029.00
4	HIRE CHARGES	7,036.00	3,910.00
5	POWER & FUEL	2,05,000.00	1,89,100.00
6	REP. & MAINTANANCE EXP FACTORY	56,31,280.28	1,08,84,232.19
7	WATER CHARGES	38,58,154.87	29,84,630.05
9	UNLOADING CHARGES	1,34,590.00	1,34,703.00
		1,68,230.00	1,19,550.00
	SELLING AND DISTRIBUTION EXPENSES	1,43,67,026.47	1,61,11,580.21
1	ADVERTISEMENT EXP	-	2,940.00
2	LIQUIDATED DAMAGES	57,296.00	4,65,030.52
3	SALES COMMISSIONS	73,98,000.00	40,18,600.00
4	TRANSPORTATION EXPENSES	19,97,250.00	11,07,747.00
5	TRAVELLING & CONVEYANCE EXPENSES	2,28,360.00	2,15,022.00
		96,80,906.00	58,09,339.52
	ESTABLISHMENT FEES		
1	CONVEYANCE EXPENSES	2,56,228.50	2,04,499.00
2	CONSULTANCY CHARGES	13,40,400.00	9,08,500.00
3	GARDENING EXPENSE	-	10,875.00
4	INSURENCE EXP	72,599.89	49,091.00
5	TDS PAYMENT	35,745.00	67,393.00
6	INTERST ON INDIRECT TAXES	-	1,983.44
7	LEGAL & PROFESSIONAL CHARGES	3,45,875.00	1,49,497.10
8	LOADING CHARGES	1,18,450.00	1,41,660.00
9	POOJA EXPENSE	35,780.00	-
10	OFFICE EXPENSES	35,543.61	1,65,371.40
11	PRINTING & STATIONERY	40,150.00	30,797.00
12	POSTAGE AND TELEGRAM	4,793.00	13,841.00
13	PLUMBER EXPENSE	75,577.00	63,673.32
14	PROFESSION TAX	2,500.00	2,500.00
15	RATES AND TAXES	4,20,665.00	3,17,414.87
16	RENT	5,11,300.00	3,12,300.00
19	REPAIR & MAINTAINANCE ELECTRICAL	14,475.42	88,447.00
21	SECURITY CHARGES	4,78,915.00	2,29,475.00
22	TESTING CHARGES	7,100.00	19,283.80
23	TELEPHONE CHARGES	70,506.00	72,174.00
24	VECHILE EXPENSES	35,867.36	1,26,289.61
25	WEIGHT CHARGES	1,690.00	-
29	REPAIR & MAINTAINANCE BUILDING	-	60,000.00
30	MISC EXPENSES	-	3,825.51
31	A M C CHARGES	67,593.00	-
	TOTAL	39,71,753.78	30,38,891.05

SPKale



20.1 PAYMENT TO AUDITORS

SR.NO	PARTICULARS	AMOUNT (Rs.) 31ST MAR 2021	AMOUNT (Rs.) 31ST MAR 2020
1	AUDITOR STATUTORY AUDIT FEES TAX AUDT FEES	1,50,000.00 50,000.00	1,50,000.00 50,000.00
2	CERTIFICATION AND CONSULTANCY FEES	-	-
TOTAL		2,00,000.00	2,00,000.00

21.FINANCE COST

SR.NO	PARTICULARS	AMOUNT (Rs.) 31ST MAR 2021	AMOUNT (Rs.) 31ST MAR 2020
1	BANK INTEREST & CHARGES	17,89,101.38	41,75,484.39
2	INTEREST OF FINANCIAL INSTITUTION	-	-
3	GUARANTEE CHARGES	6,060.60	8,846.39
4	INTEREST ON UNSECURED LOAN	2,80,361.00	2,53,659.00
TOTAL		20,75,522.98	44,37,989.78



Sakale

S P REFRACTORIES PVT. LTD.
FOR THE PERIOD 1ST APRIL 2020 TO 31ST MARCH 2021
7. FIXED ASSETS STATEMENT
AS PER INCOME TAX ACT

SR. NO.	PARTICULARS	RATE OF DEP	OPENING BALANCE AS ON 01/04/2020	ADDITION DURING THE YEAR		SALES	BALANCE BEFORE DEPRECIATION	DEPRECIATION DURING THE YEAR	W.D.V. AS ON 31/03/2021
				UP TO 30/09/2020	AFTER 30/09/2020				
1	BUILDING FACTORY BUILDING OFFICE BUILDING	10%	9,52,083.71	-	-	-	9,52,083.71	95,208.00	8,56,875.71
		10%	1,71,892.30	-	-	-	1,71,892.30	17,189.00	1,54,703.30
			11,23,976.02	-	-	-	11,23,976.02	1,12,397.00	10,11,579.02
2	PLANT AND MACHINERY ELECTRICAL INSTALLATION INVERTER OFFICE EQUIPMENT H T LIME PLANT AND MACHINERY VEHICLE COMPRESSOR	15%	3,44,253.42	-	-	-	3,44,253.42	51,638.00	2,92,615.42
		15%	26,726.51	-	16,500.00	-	43,226.51	5,246.00	37,980.51
		15%	1,94,129.22	-	-	-	1,94,129.22	29,119.00	1,65,010.22
		15%	6,12,482.71	-	-	-	6,12,482.71	91,872.00	5,20,610.71
		15%	72,80,402.19	61,514.00	11,95,770.00	-	85,37,686.19	11,90,970.00	73,46,716.19
		15%	11,87,378.83	-	-	-	11,87,378.83	1,78,107.00	10,09,271.83
		15%	18,802.78	-	-	18,802.78	2,820.00	15,982.78	
			96,64,175.66	61,514.00	12,12,270.00	-	1,09,37,959.66	15,49,772.00	93,88,187.66
3	COMPUTER & SOFTWARE	40%	15,408.34	33,983.00	-	-	49,391.34	19,757.00	29,634.34
4	POLLUTION CONTROL EQUIPMENT	40%	1,27,534.97	-	-	-	1,27,534.97	51,014.00	76,520.97
			1,42,943.31	33,983.00	-	-	1,76,926.31	70,771.00	1,06,155.31
5	LAND & BUILDING	0	24,05,330.00	-	-	-	24,05,330.00	-	24,05,330.00
			24,05,330.00	-	-	-	24,05,330.00	-	24,05,330.00
GRAND TOTAL			1,33,36,424.99	95,497.00	12,12,270.00	-	1,46,44,191.99	17,32,940.00	1,29,11,251.99



S.P. Chindaliya

11. INVENTORY

SR. NO.	PARTICULARS	QTY	UNIT	AMOUNT (Rs.) 31ST MAR 2021	AMOUNT (Rs.) 31ST MAR 2020
1	RAW MATERIAL	462.690	MT	1,06,76,673.24	53,92,533.25
2	WORK IN PROGRESS	72.323	MT	14,89,152.45	36,80,173.43
3	FINISHED GOODS	22.903	MT	4,74,613.86	3,57,521.26
4	CONSUMABLE	-	-	4,53,691.53	3,57,476.05
5	STORE PURCHASE	-	-	8,01,171.04	8,62,593.40
6	STOCK SENT TO JOB WORK	-	-	-	25,16,762.82
TOTAL				1,38,95,302.12	1,31,67,060.21



Spoke

8. FIXED ASSETS STATEMENT
AS PER COMPANIES ACT 2013
FOR THE PERIOD 1ST APRIL 2020 TO 31ST MARCH 2021

SR NO.	PARTICULARS	PURCHASES BEFORE 01/04/2020	PURCHASES DURING THE YEAR	SOLD DURING THE YEAR	RESIDUAL VALUE 5%	USEFUL LIFE	RATE OF DEP CONSIDERING RESIDUAL VALUE 5% (95%/useful life)	CARRYING AMOUNT AS ON 01/04/2020	ACCUM. DEP. TILL DATE	DEPRECIATION DURING THE YEAR	TOTAL DEPRECIATION	CLOSING BALANCE 31/03/2021
	TANGIBLE ASSETS OWN ASSET											
1	LAND & BUILDING	24,05,330.00	-	-	1,20,266.50	-	6.33%	24,05,330.00	-	-	-	24,05,330.00
2	PLANT & MACHINERY (AS PER SUB SCHEDULE 'P')	2,82,53,699.85	12,57,284.40	-	14,75,549.21	15.00	6.33%	1,31,75,615.52	1,50,78,084.33	18,11,522.39	1,68,89,606.71	1,26,21,377.56
3	ELECTRICAL INSTALLATION	5,99,994.18	-	-	29,999.71	10.00	9.50%	29,482.57	5,70,511.61	-	5,70,511.61	29,482.57
	ELECTRICAL INSTALLATION	39,642.00	-	-	1,982.10	10.00	9.50%	25,833.37	13,808.63	3,765.99	17,574.62	22,067.38
	ELECTRIC PANEL	2,50,808.00	-	-	12,540.40	10.00	9.50%	2,49,959.38	848.62	23,826.76	24,675.38	2,26,132.62
4	FACTORY BUILDING	20,34,664.90	-	-	1,01,733.25	30.00	3.17%	15,37,652.57	4,97,012.33	64,431.06	5,61,443.39	14,73,221.51
5	VEHICLE	29,86,207.78	-	-	1,49,310.39	10.00	9.50%	4,52,701.41	25,33,506.37	2,83,689.74	28,17,196.11	1,69,011.67
6	COMPUTER	2,89,069.95	33,983.00	-	16,152.65	3.00	31.67%	22,185.62	2,66,884.33	18,493.28	2,85,377.61	37,675.34
7	INVERTER	1,24,025.00	-	-	6,201.25	15.00	6.33%	1,24,025.00	-	-	1,24,025.00	-
8	OFFICE EQUIPMENT	2,79,868.67	16,500.00	-	14,818.43	15.00	6.33%	2,34,584.20	45,284.47	18,037.08	63,321.55	2,33,047.12
9	OFFICE BUILDING	3,06,422.00	-	-	15,321.10	60.00	1.58%	2,76,125.24	30,296.76	4,851.68	35,148.45	2,71,273.55
10	POLLUTION EQUIPMENT	21,83,274.92	-	-	1,09,163.75	15.00	6.33%	16,25,892.94	5,57,381.98	1,38,274.08	6,95,656.05	14,87,618.87
11	COMPRESSOR	36,020.00	-	-	1,801.00	15.00	6.33%	26,894.70	9,125.30	2,281.27	11,406.56	24,613.44
	TOTAL	3,97,89,027.25	13,07,767.40	-	20,54,839.73			2,00,62,257.53	1,97,26,769.72	23,69,173.32	2,20,95,943.05	1,90,00,851.62



Shilpa

**8. FIXED ASSETS STATEMENT
AS PER COMPANIES ACT 2013
FOR THE PERIOD 1ST APRIL 2020 TO 31ST MARCH 2021**

Sr NO.	PARTICULARS	PURCHASES BEFORE 01/04/2020	PURCHASES DURING THE YEAR	SOLD DURING THE YEAR	RESIDUAL VALUE 5%	RATE OF DEP CONSIDERING RESIDUAL VALUE 5% (95%/useful life)	CARRYING AMOUNT AS ON 01/04/2019	ACCUM. DEP. TILL DATE	DEPRECIATION DURING THE YEAR	TOTAL DEPRECIATION	CLOSING BALANCE 31/03/2021
FINANCIAL YEAR											
1	YEAR 2007-2008	1,03,22,515.00	-	-	5,16,125.75	6.33%	24,85,493.89	78,37,021.11	6,53,759.28	84,90,780.39	18,31,734.61
2	YEAR 2008-2009	3,25,000.00	-	-	16,250.00	6.33%	96,641.06	2,28,358.94	20,583.33	2,48,942.27	76,057.73
3	YEAR 2009-2010	11,00,000.00 2,85,644.67	-	-	55,000.00 14,282.23	6.33% 6.33%	4,40,644.19 1,15,674.09	6,59,355.81 1,69,970.58	69,666.67 18,090.83	7,29,022.48 1,88,061.41	3,70,977.52 97,583.26
4	YEAR 2010-2011										
5	YEAR 2011-2012										
	NODULIZER	7,47,072.00	-	-	37,353.60	6.33%	3,62,813.92	3,84,258.08	47,314.56	4,31,572.64	3,15,499.36
	VIBRATOR SCREEN	1,51,239.00	-	-	7,561.95	6.33%	73,303.54	77,935.46	9,578.47	87,513.93	63,725.07
	GENERATOR	5,44,218.00	-	-	27,210.90	6.33%	2,64,240.75	2,79,977.25	34,467.14	3,14,444.39	2,29,773.61
	HOIST	1,78,500.00	-	-	8,925.00	6.33%	86,205.08	92,294.92	11,305.00	1,03,599.92	74,900.08
	BALL MILL	24,88,889.00	-	-	1,24,444.45	6.33%	12,25,956.77	12,62,932.23	1,57,629.64	14,20,561.87	10,68,327.13
	HAMMER & CRUSHER	64,609.48	-	-	3,230.47	6.33%	31,532.14	33,077.34	4,091.93	37,169.28	27,440.20
	BURNER	3,16,264.00	-	-	15,813.20	6.33%	1,53,014.85	1,63,249.15	20,030.05	1,83,279.20	1,32,984.80
6	YEAR 2012-2013										
	PIC FURNANCE	7,42,842.75	-	-	37,142.14	6.33%	3,83,450.36	3,59,392.39	47,046.71	4,06,439.10	3,36,403.65
	PULVRIZER	17,97,261.90	-	-	89,863.10	6.33%	9,52,464.03	8,44,797.87	1,13,826.59	9,58,624.46	8,38,637.44
	MIXER	3,18,594.75	-	-	15,929.74	6.33%	1,66,193.49	1,52,401.26	20,177.67	1,72,578.93	1,46,015.82
	CUPPALA SHAFT KINN	17,22,986.90	-	-	86,149.35	6.33%	8,86,373.38	8,36,613.52	1,09,122.50	9,45,736.03	7,77,250.87
7	YEAR 2013-2014										
	HT LINE	17,70,141.34	-	-	88,507.07	6.33%	10,48,017.15	7,22,124.19	1,12,108.95	8,34,233.14	9,35,908.20
8	YEAR 2015-2016										
		22,85,234.59	-	-	1,14,261.73	6.33%	16,21,957.95	6,63,276.64	1,44,731.52	8,08,008.17	14,77,226.42
		2,38,181.00	-	-	11,909.05	6.33%	1,66,536.15	71,644.85	15,084.80	86,729.64	1,51,451.36
		37,000.00	-	-	1,850.00	6.33%	26,065.68	10,934.32	2,343.33	13,277.65	23,722.35
		3,17,550.00	-	-	15,877.50	6.33%	2,27,058.84	90,491.17	20,111.50	1,10,602.67	2,06,947.34
		5,238.00	-	-	261.90	6.33%	3,855.92	1,382.08	331.74	1,713.82	3,524.18
		50,000.00	-	-	2,500.00	6.33%	3,42,794.44	15,720.56	3,166.67	18,887.23	31,112.77



 SANKAR HINDALIYA & CO.
 NAGPUR
 DT. 10/10/21
 Chartered Accountants

SP/10/21

9	YEAR 2017-2018	JAW CRUSHER	35,700.00	-	1,785.00	6.33%	29,195.79	6,504.21	2,261.00	8,765.21	26,934.81
10	YEAR 2018-19	MOTOR CUBE VIBRATOR MACHIN	17,525.00	-	876.25	6.33%	16,086.67	1,438.33	1,109.92	2,548.25	14,976.75
		MACHINE	41,495.30	-	2,074.77	6.33%	37,297.64	4,197.66	2,628.04	6,825.69	34,669.61
		ELECTRONIC WEIGHING MACHIN	20,497.40	-	1,024.87	6.33%	18,445.23	2,052.17	1,298.17	3,350.34	17,147.06
		ROLL CRUSHER	1,20,000.00	-	6,000.00	6.33%	1,11,338.08	8,661.92	7,600.00	16,261.92	1,03,738.08
		JAW CRUHER	1,75,000.00	-	8,750.00	6.33%	1,62,610.96	12,389.04	11,083.33	23,472.37	1,51,527.63
		BALL MILL	2,50,000.00	-	12,500.00	6.33%	2,33,342.47	16,657.53	15,833.33	32,490.87	2,17,509.13
		EOT CRANE	2,99,984.00	-	14,999.20	6.33%	2,80,724.75	19,259.25	18,998.99	38,258.23	2,61,725.77
11	YEAR 2019-20	CBM MACHINERY	13,74,515.77	-	68,725.79	6.33%	13,28,962.18	45,553.59	87,052.67	1,32,606.25	12,41,909.52
		SS-304 BLOWER	1,10,000.00	-	5,500.00	6.33%	1,05,839.09	4,160.91	6,966.67	11,127.58	98,872.42
12	YEAR 2020-21	Vibrator Machine	61,514.40	-	3,075.72	6.33%	-	-	2,711.13	2,711.13	58,803.27
		MS Chimney	5,39,770.00	-	26,988.50	6.33%	-	-	16,109.30	16,109.30	5,23,660.70
		MS Hopper	6,56,000.00	-	32,800.00	6.33%	-	-	3,300.97	3,300.97	6,52,699.03
		TOTAL	2,82,53,699.85	-	14,75,549.21		1,31,75,615.52	1,50,78,084.33	18,11,522.39	1,68,89,606.71	1,26,21,377.56



Handwritten signature in blue ink.

S P REFRACTORIES PVT LTD
Cash Flow Statement
For the Year Ended 31 March 2021

PARTICULARS		Year ended 31-Mar-21	Year ended 31-Mar-20
A	CASH FLOW FROM OPERATING ACTIVITIES		
	Profit Before Tax From Continuing Operations	1,04,34,099.08	55,22,529.62
	Add/(Less): Adjustments		
i	Depreciation		
ii	Amortisation	23,69,173.32	22,48,073.27
iii	Impairment Loss	-	-
iv	Net Income On Sale Of Tangible Fixed Assets	-	-
v	Tangible Fixed Assets Written Off	-	-
vi	Donation Of Tangible Fixed Asset	-	-
vii	Interest Paid On Working Capital Facilities	-	-
viii	Provisions And Credit Balances Written Back	20,96,549.98	44,37,989.78
ix	Bad Debts Written Off	-	-
x	Provision For Doubtful Trade Receivables And Advances (Net)	-	-
xi	Exchange Gain On Restatement - Other Than Borrowings (Net)	-	-
xii	Provision For Leave Encashment	-	-
xiii	Provision For Gratuity	-	-
xiv	Provision For Warranty	-	-
xv	Dividend Received	-	-
xvi	Interest Received On Bank And Other Deposits	-	-
xvii	Interest On Income Tax	-2,93,604.73	-3,02,540.17
xviii	Provision For Wealth Tax	-	-
	Operating Profit Before Working Capital Changes	1,46,06,217.65	1,19,06,052.50
	Add/(Less): Adjustments For Working Capital Changes		
i	(Increase)/Decrease In Inventories	-7,28,241.91	-11,72,639.38
ii	(Increase)/Decrease In Trade Receivables	-2,48,26,499.31	-46,40,200.27
iii	(Increase)/Decrease In Short Term Loans And Advances	-14,70,295.35	-4,47,584.30
iv	Increase/(Decrease) In Trade Payables	59,46,278.96	27,92,410.89
v	Increase/(Decrease) In Other Current Liabilities	58,86,249.95	1,18,156.26
vi	Increase/(Decrease) In Short-term borrowings	-30,56,540.83	58,07,666.79
	Cash Generated From Operations	-36,42,830.84	1,43,63,862.49
	Less:		
	i Income Tax	-29,87,606.00	-15,99,275.00
	ii Wealth Tax	-	-
	Net Cash From Operating Activities	-66,30,436.84	1,27,64,587.49
B	CASH FLOW FROM INVESTING ACTIVITIES		
i	Purchase Of Tangible Fixed Assets	-13,07,767.40	-17,35,323.77
ii	Purchase Of Intangible Fixed Assets	-	-
iii	Increase In Capital Work-In-Progress	-	-
iv	Decrease/(Increase) In Intangible Assets Under Development	-	-
v	Sale Of Tangible Fixed Assets	-	93,220.00
vi	Interest Received On Bank And Other Deposits	2,93,604.73	3,02,540.17
vii	Dividend Received	-	-
viii	Withdrawal/ (Investment) Of Fixed Deposit	99,96,720.96	-50,08,969.99
ix	Long Term Loans & Advances (Raised)/Repaid	27,098.63	-51,669.63
	Net Cash From Investing Activities	90,09,656.92	-64,00,203.22
C	CASH FLOW FROM FINANCING ACTIVITIES		
i	Short Term Borrowings From Banks Availed/(Repaid)	-	-
ii	Interest Free Sales Tax Deferment Repaid	-	-
iii	Interest Paid	-20,96,549.98	-44,37,989.78
iv	Dividend Paid	-	-
v	Dividend Tax Paid	-	-
vi	Long Term Borrowings Raised/(Repaid)	-3,38,779.00	-20,09,573.65
	Net Cash From Financing Activities	-24,35,328.98	-64,47,563.43
	Opening Cash And Cash Equivalents	80,999.99	1,64,179.15
	Add: Net Increase/(Decrease) In Cash And Cash Equivalents	-56,108.90	-83,179.16
	Add: Effect Of Foreign Exchange Differences On Restatement Of Cash And Cash Equivalents	-	-
	Closing Cash And Cash Equivalents	24,891.09	80,999.99

FOR, SANJAY CHINDALIYA & CO
CHARTERD ACCOUNTANTS

CA SANJAY CHINDALIYA
MEB NO: 048443
FRN NO: 114779W

Place : Nagpur
Date : 10/10/2021



For and on behalf of the Board of Directors

Mrs. Namita P. Kale
NAMITA KALE
DIRECTOR
DIN No. 01586375

Shweta Kale
SHWETA KALE
DIRECTOR
DIN No. 01586321

Spl. Kale